



Joint Board of Management

Court Services

November 5, 2020

TWENTY21
NIAGARA REGION BUDGET

Program/Service Definition

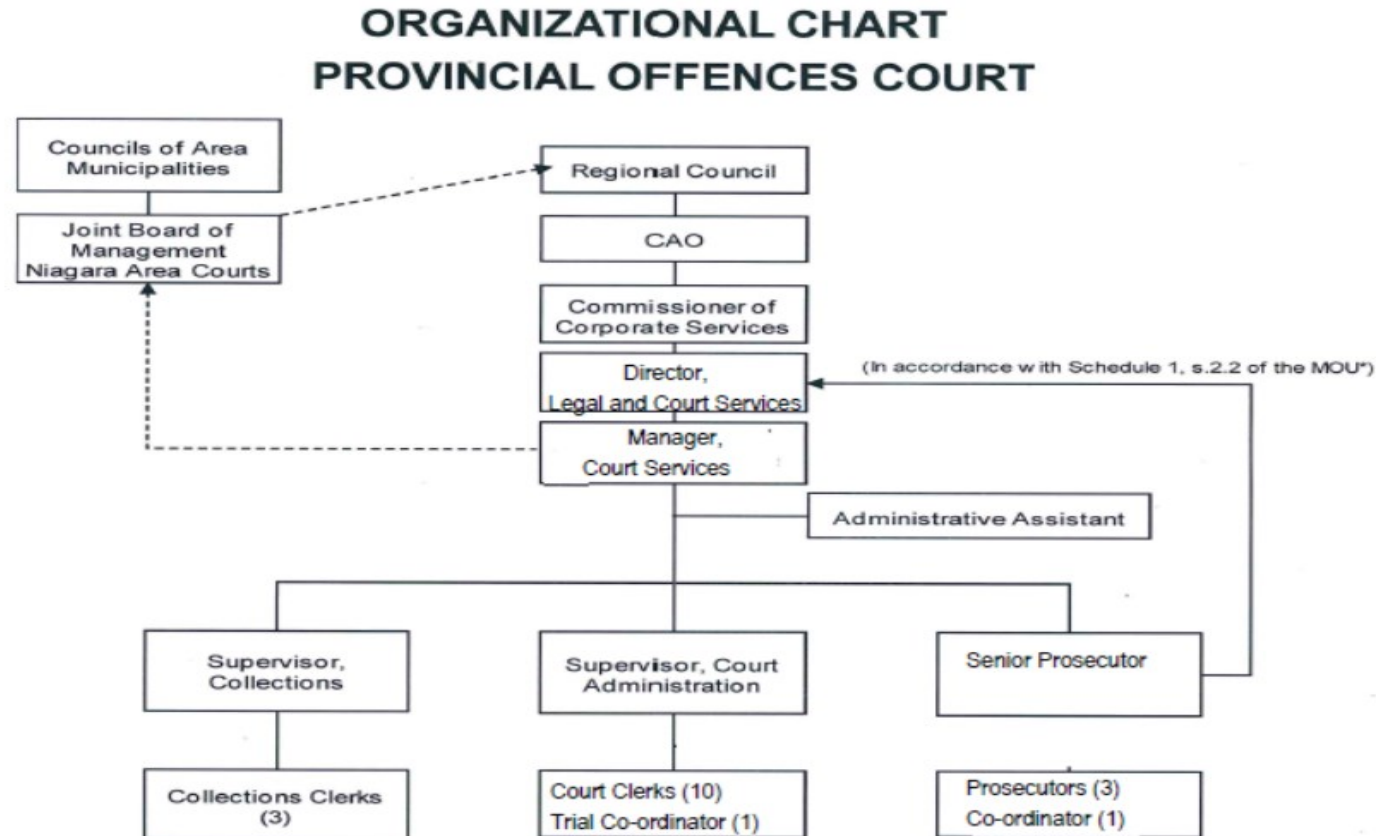
Court Services

- POA Transferred on January 29, 2001
- Region is the Agent on behalf of Local Area Municipalities
- Responsible for administration of the POA program including Courts Administration, Prosecutions and Collections
- Pursuant to POA Transfer Agreements (MOU & LSA) and Inter-Municipal Agreement

PROGRAM IS:

- Self-funding not reliant on Levy
- Net Revenue sharing Region 50% and LAMS 50%

POA Organizational Chart



Joint Board of Management

Membership – Municipal Staff Appointed (7 Members)

- 4 Permanent
 - Niagara Falls, Niagara Region, St. Catharines, and Welland
- 3 Rotate yearly
 - Fort Erie, Grimsby, Lincoln, Niagara-on-the lake, Pelham, Port Colborne, Thorold, Wainfleet, and West Lincoln

Role

- Co-ordinate performance of the Transfer Agreements
- Provide advice to the Agent
- Approve program

2021 Organization Overview

Court Services Goals:

- To achieve excellence in leadership, collaboration & relationships working as One Team
- To foster engagement through open communication, empowerment and innovation, and
- To deliver fair, accessible & respectful customer service while preserving the integrity of the Judicial process.

2021 Objectives:

- Leverage technology
- Streamline Court Services
- Build stakeholder relationships
- Enforce orders of the Court

2021 Organization Overview

2021 COVID-19 Impacts:

Present & Future of Court Proceedings

- Remote court proceedings commenced July 6, 2020 for Early Resolution & Judicial Pre-Trial
- As of October 19, 2020 all court matters with the exception of trials are occurring remotely
- Continued emphasis on remote court matters where eligible, combined with the re-introduction of in-person court matters on or around January 25, 2021
 - Pending direction from the Ministry of the Attorney General regarding how to proceed with trials in-person and remotely
- Implementation of resources (technology, PPE, sanitization) to assist in hybrid service delivery

2021 Organization Overview

2021 COVID-19 Impacts (cont'd):

Revenue Implications

- Infraction Revenue
 - The extension of time limitations and the pause on enforcement as a result of Provincial and Judicial Orders has resulted in **more than 4000 Part 1 charges** sitting on “Fail To Respond” (FTR) dockets awaiting conviction.
 - This pause is scheduled to be lifted on **December 2, 2020**
 - FTR convictions entered in December 2020 **will become due and payable in January 2021**
 - The current value **exceeds \$700K**

2021 Organization Overview

2021 COVID-19 Impacts (cont'd):

Revenue Implications

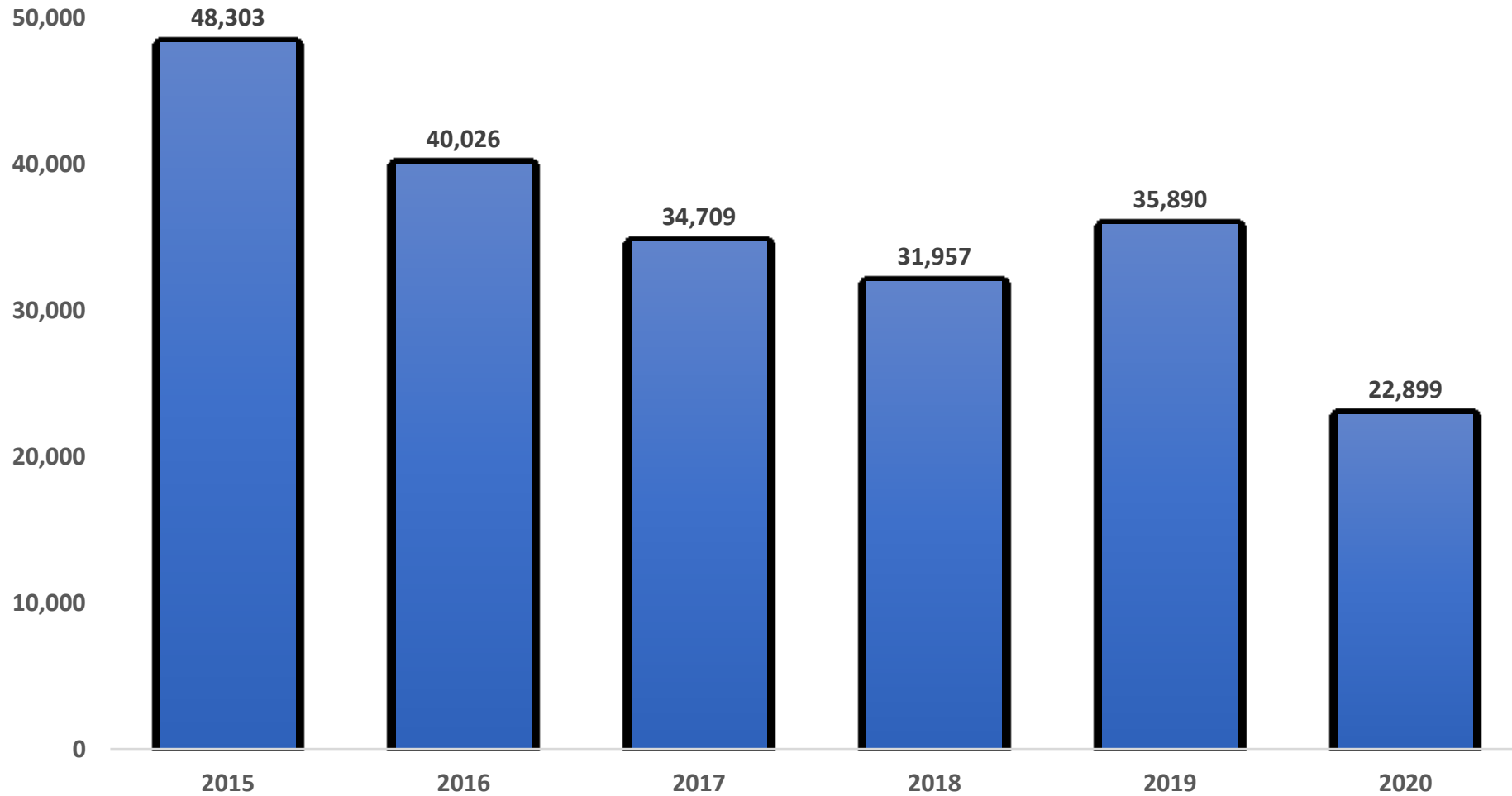
- Delinquent Revenue
 - **Over 3000 cases are pending suspension**
 - The pause on suspensions as a result of Provincial & Judicial Orders will be **lifted December 2, 2020**
 - The current value of the cases eligible for suspension **exceeds \$3.7 million dollars**
 - Historically 1/3 of defendants will pay once suspended = **\$1.9 million dollars**
 - Enforcement activities that were paused will **recommence in December 2020** with revenue realized in 2021.

2021 Organization Overview

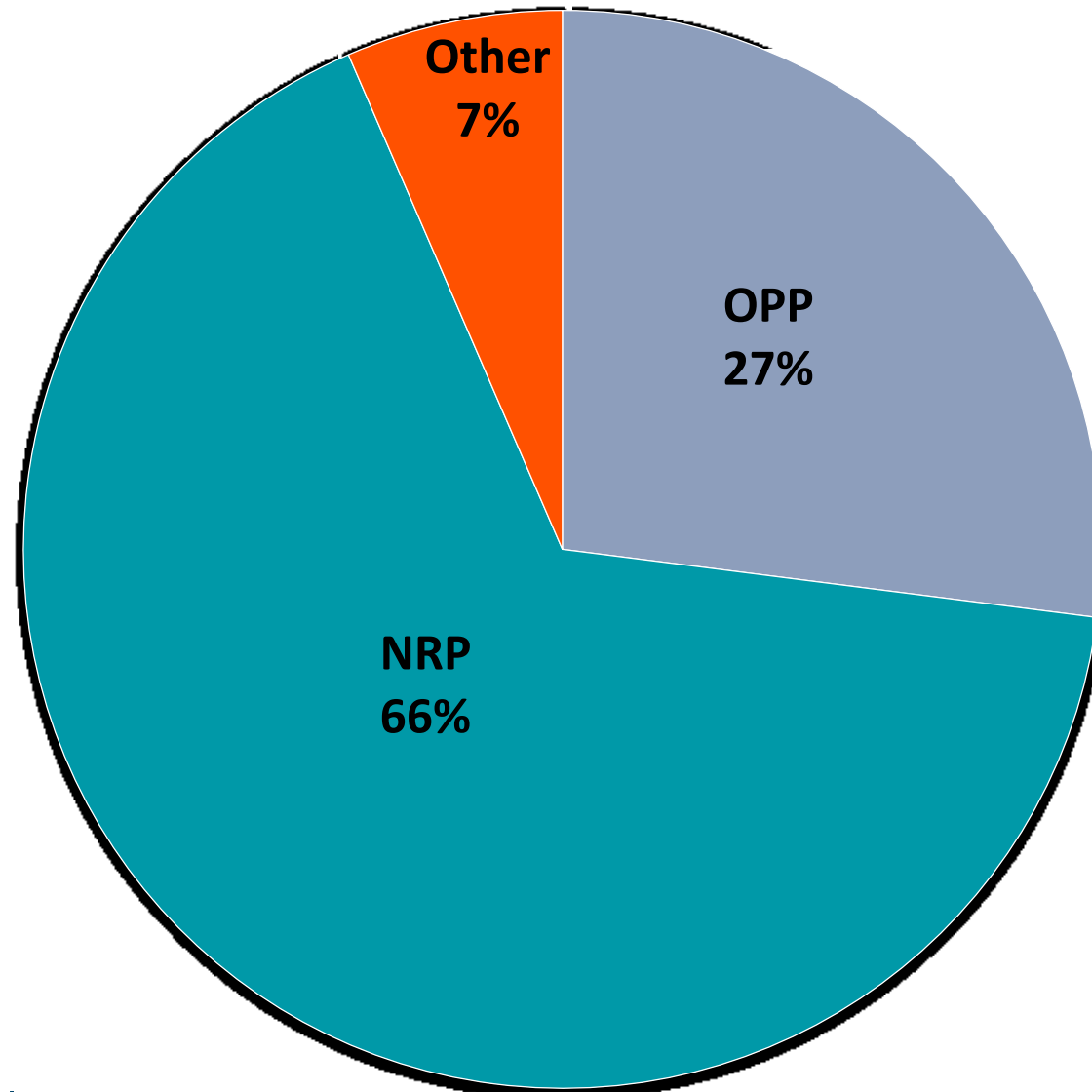
Vision Zero Road Safety Program - \$0 net revenue

- Program approved in 2020 contingent on amendments to the Inter-municipal Agreement
- Engagement with LAMs ongoing
- No changes to 2021 budget assumption as expect similar timelines for implementation as originally budgeted in 2020
- 2022 budget will be updated based on 2021 actual results

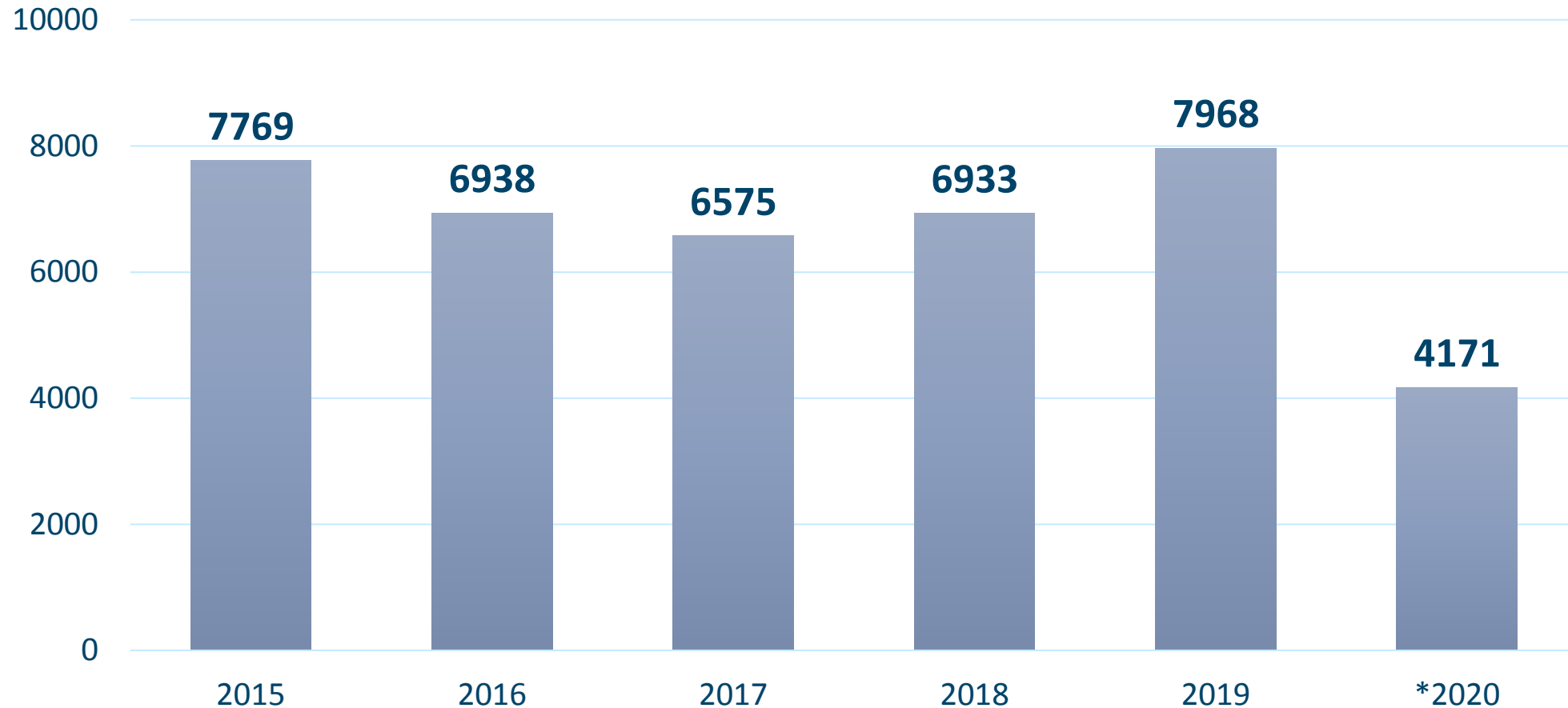
Annual Charging Volumes (2020 Q3)



2020 Charges by Enforcement Agency (2020 Q3)



New Delinquent Fines Volumes (2020 Q3)



*Although noted as newly delinquent, as a result of the Chief Justice order, time to pay was extended and enforcement paused. The extension of time and pause on enforcement activities is scheduled to expire December 2, 2020 at which time all cases will be considered delinquent and enforcement may resume.

2021 Operating Budget

Year-Over-Year Base Budget

Recommended budget – in alignment with Council’s budget planning direction of Base budget increases of 2% (to be shared equally with 1% to operating and 1% to support capital renewal costs), before addressing the impacts of COVID-19 for Regional Departments, ABC’s and Rate programs

- Base Operating Budget Increase of **1.0%** - Net revenue decrease for the Region of \$7,344 and \$7,344 to the LAMs
- Capital Financing Budget Increase of **1.0%** - Net expenditure increase for the Region of \$7,344 and \$7,344 to the LAMs

			Net Revenue			
	Gross Expense	Gross Revenue	to be allocated	50% Allocation	\$ Change	% Change
2020 Budget	7,390,911	(8,859,747)	(1,468,836)	(734,418)		
2021 Base	7,400,143	(8,924,747)	(1,524,604)	(762,302)	(27,884)	3.8%
2021 Mitigations	(79,544)	-	(79,544)	(39,772)	(39,772)	5.4%
2021 One-time	150,000	-	150,000	75,000	75,000	-10.2%
Sub-total 2021 Base Services	7,470,599	(8,924,747)	(1,454,148)	(727,074)	7,344	-1.0%
2021 COVID	79,112	-	79,112	39,556	39,556	-5.4%
2021 Capital financing	14,688	-	14,688	7,344	7,344	-1.0%
Total 2021 Budget	7,564,399	(8,924,747)	(1,360,348)	(680,174)	54,244	-7.4%

2021 Operating Budget

Base budget changes

- Increase in gross revenue - \$65,000
 - Based on current trends, estimated increase in delinquent revenue
- Decrease in Personnel costs - \$1,205
 - No change in FTEs – decrease related to decrease in benefits cost allocations
- Increase in Administrative costs – \$4,355
 - Increase in office supplies and employee tuition/education materials offset by decrease in records storage.
- Decrease in Operational & Supply Costs - \$31,626
 - Decreased Distribution to LAMs resulting from decreased net revenue
- Increase in Collection Charges- \$65,000
 - Aligns with projected delinquent revenue increases – paid to collection agencies
- Decrease in Indirect Allocations - \$60,772
 - Cost savings in utilities and allocated IT
- No change in Transfer to Capital Reserve
 - **NOTE** – no change to base budget of \$200,000 – see further details regarding cost mitigation strategy

2021 Operating Budget

One-Time Capital Reserve Transfer

- One-Time Capital Reserve Transfer of \$150,000
 - IT Scheduling Software Update
 - Transfer to Capital Levy Reserve (Approved Funding Source in 2021 Capital Budget)
 - Was approved by JBM for consideration as part of the 2021 Capital budget as outlined in JBM-C 6-2020

2021 Operating Budget

Budget Mitigations

- Decrease in Transfer to Reserve from proposed \$200,000 base by **\$56,638**
 - This mitigation strategy will likely cause a budget pressure in 2022/2023
- A salary gapping estimate has been incorporated into the budget with an impact of **\$19,047** for 2021.
 - The salary gapping estimate is calculated as 1% of applicable compensation related accounts.
- Applicable business cases have been attached to the 2021 Budget Report

2021 Operating Budget

COVID-19 Budget Changes

Net COVID related cost of **\$79,112 (5.4%)**

Additional Expenses \$84,112

- Additional Part III Prosecution Time due to virtual court services - \$14,550
- Janitorial supplies, PPE, Mailing Services - \$6,562
- iPads to assist in screening building visitors, document cameras/scanners to support virtual court - \$13,000
- Welland Courthouse Cleaning (COVID) - \$50,000

Cost Savings - \$5,000

- Reduced meals, mileage and travel - \$5,000

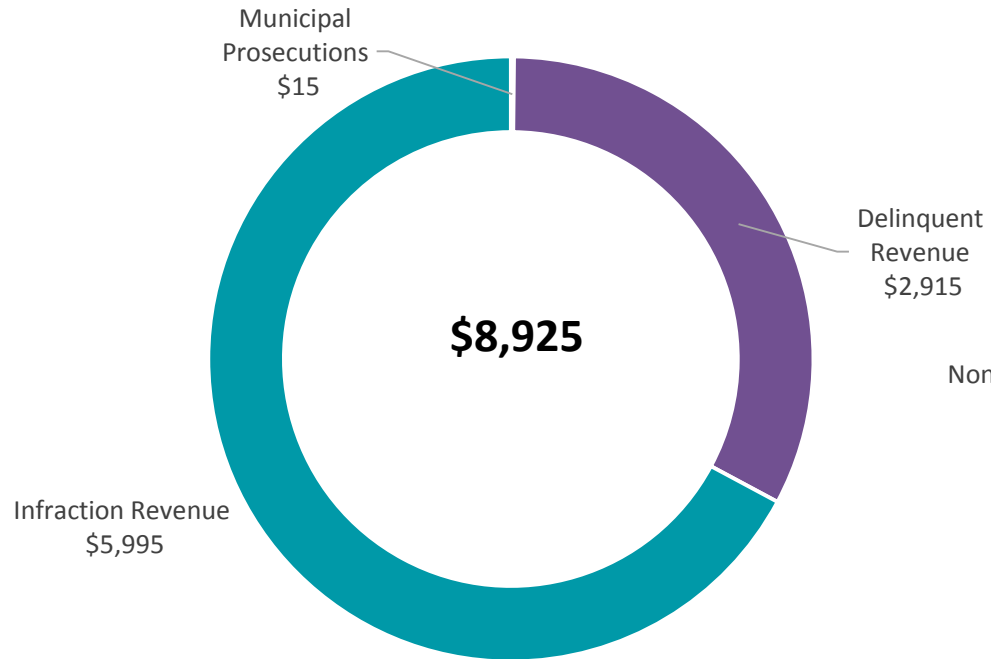
2021 Operating Budget

Capital Financing

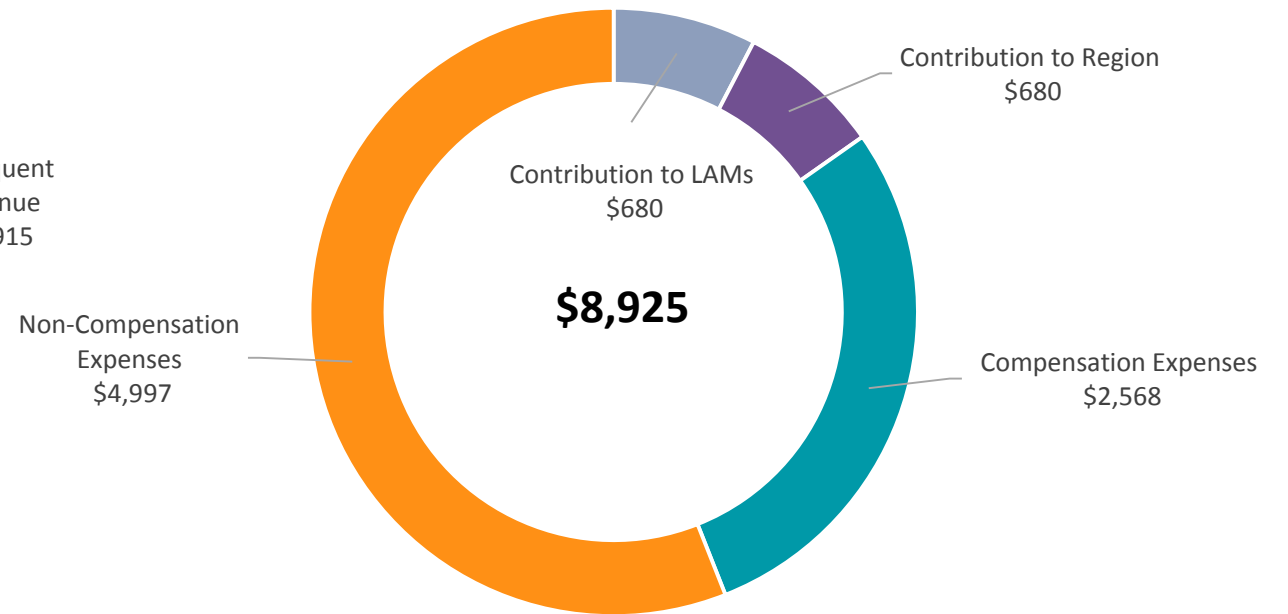
- Per CSD 41-2020 (2021 Budget Planning) the strategy for the 2021 budget was to present a budget at 2%.
 - 2% be shared equally with 1% to operating and 1% to support capital renewal costs
- Increase in the budget to account for increased funding to the capital program (increase transfer to the courts capital reserve) equal to **1% (\$14,688)**
- Business case has been attached to the 2021 Budget Report

2021 Budget Summary

Where the Money Comes From (in 000's)



Where the Money Goes (in 000s)



Risks and Opportunities

- Charging volume decrease after March 16, 2020, however increase in charging volumes was noted throughout 2019 and in Jan-Feb 2020
- Volume of delinquent fines continuing to increase
- Impacts of COVID-19 pandemic on ability to conduct high volume of court matters
- Impact of pandemic-related courthouse building closure and adjournment of court matters, resulting in significant backlog
- Impacts of COVID-19 pandemic and local economy on ability to pay fines
- Unknown impacts of Vision Zero (VZ) implementation
- Manage operating costs/efficiency gains
- Utilize all methods to enforce the orders of the Court
- Leverage technology wherever possible to achieve hybrid in-person/remote service delivery

Risks and Opportunities

- Impacts of ICON Modernization Project – software update planning announced by MAG. Consultations are currently underway, implementation timelines and full details/impact not yet known.
 - Updates to ICON will impact CAMs software, which is already under review for modernization, between municipal partners
- Potential changes to Administrative Monetary Penalty System (AMPS) – MTO looking at developing an AMPS regime potentially by mid-2022 for ASE, RLC and ASBC.
- Part III Prosecution Transfer - launch dates and business implications remain undetermined
- Bill 177 – Modernization related to Courts Administration - launch dates and business implications remain undetermined

Questions?

Miranda Vink

Manager, Court Services

905-687-6590 Ext 1631

miranda.vink@niagararegion.ca