

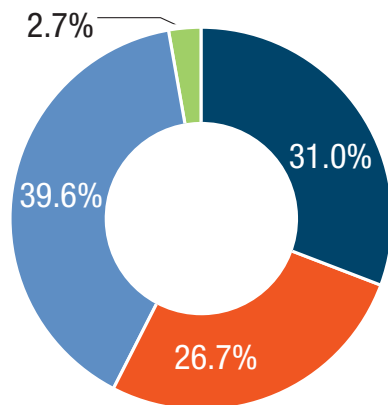
NIAGARA COUNTS

2021 POINT-IN-TIME COUNT OF HOMELESSNESS



On March 23, 2021 at least
665 PEOPLE
WERE EXPERIENCING
HOMELESSNESS

RESPONDENT'S HIGHEST EDUCATION



- Less Than High School _____ 31.0%
- High School Graduate _____ 26.7%
- More Than High School _____ 39.6%
- Declined or Did Not Answer _____ 2.7%

439 SURVEYS
WERE COMPLETED

OVER **10%** RESPONDENTS
WERE YOUTH
(16-24)

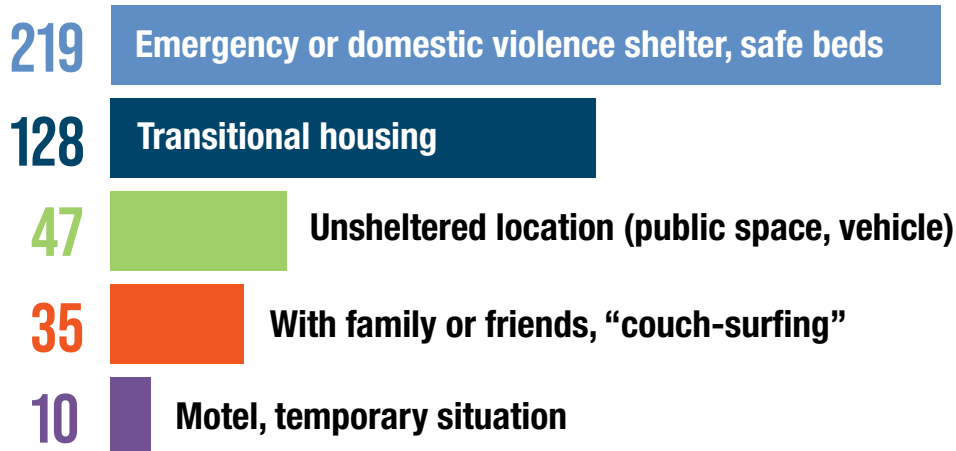
ALMOST **1 IN 4** INDIGENOUS
OR INDIGENOUS
ANCESTRY

121
Were children 0-15 years old

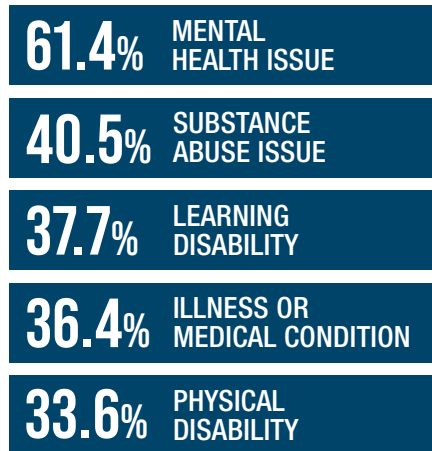
35 PEOPLE
Indicated their most recent housing
loss was related to COVID-19

42% CHRONICALLY
HOMELESS
(Had been homeless 6 or more
months over the past year)

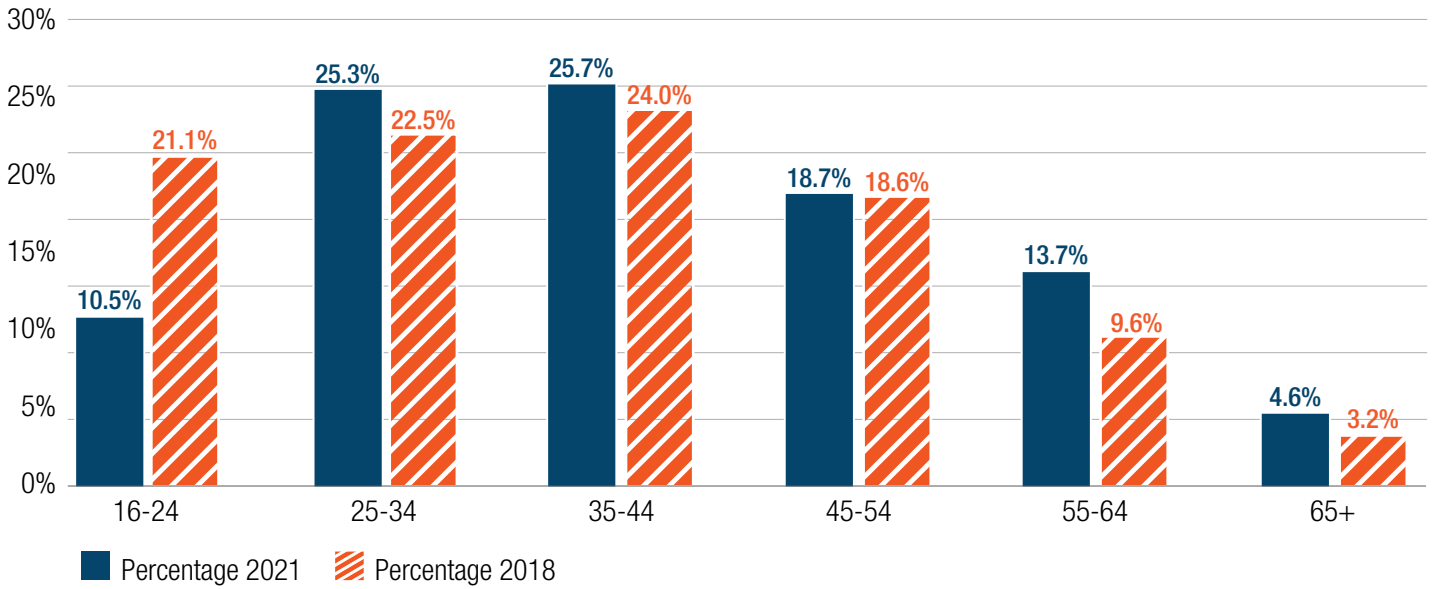
WHERE ARE YOU STAYING TONIGHT?



SELF-IDENTIFIED HEALTH CONDITIONS



SURVEY RESPONDENT'S AGE



24%

Had experienced homelessness for the first time before adulthood (age 18)



79%

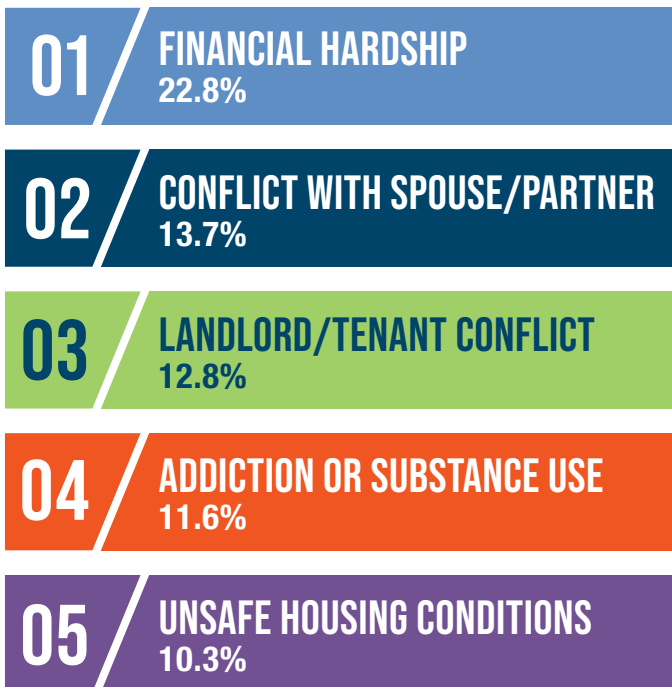
CONSIDERED NIAGARA TO BE THEIR HOME COMMUNITY



OVER 70%

Indicated rent being too high or low income were challenges for them when trying to find housing

TOP FIVE REASONS GIVEN FOR MOST RECENT HOUSING LOSS



SYSTEM INTERACTIONS OVER THE PAST YEAR (Self reported)

