



“TRUST THE SCIENCE” VS TRUST THE FACTS

A Commonsense Presentation By Rebecca Hahn

CORMAN-DROSTEN REVIEW REPORT

External peer review of the PCR test to detect SARS-CoV-2 reveals 10 major scientific flaws at the molecular and methodological level: consequences for false positive results.

► “If someone is tested by PCR as positive when a threshold of 35 cycles or higher is used (as is the case in most laboratories in Europe & the US), the probability that said person is actually infected is less than 3%, the probability that said result is a false positive is 97%.”



“If you get a cycle threshold of 35 or more...it’s just dead nucleotides...period.”

► Dr. Anthony Fauci – Director National Institute of Allergies and Infectious Diseases

CONFIRMATION THE NHS – ST. CATHARINES SITE WAS SET TO 45 CYCLES

Rebecca,

I've been in touch with the MAS (Molecular Apps Specialist) who went to Niagara for training. It seems the threshold has been set up at 45 cycles if this has not been changed.

Please let me know if you have other questions. Thanks!

Best regards,

[Redacted Signature]

STILL WAITING...

- A report indicating the cycle thresholds the NHS – St. Catharines site – and Niagara LifeLabs facilities - are currently set to, as well as any changes dating back to January 1, 2020.
- A five-year report from January 1, 2015 – December 31, 2020 that includes the following:
 - The capacity of each hospital in Niagara by month, or by quarter.
 - The number of hospitalizations in Niagara by month, or by quarter.
- A hospitalization report from January 1, 2021 to May 5, 2021 that indicates the number of patients who have been hospitalized with COVID ***after*** receiving the vaccine.

MASKS...DO THEY WORK?



OR DO THEY CAUSE MORE HARM THAN GOOD?

Pictured: Box of Disposable Masks from Costco

Date Taken: September 24, 2021

WARNING

1. The mask does not eliminate the risk of contracting any disease or infection.
2. Failure to properly use and maintain this product could result in illness or even death.
3. Only for one-time use, please destroy and dispose according to regulations after use.
4. Please use within the validity period.
5. DO NOT use if package is damaged.
6. For adult use only.
7. Use this product immediately after the package is opened. Avoid hand contact within the interior part of the mask. Do not wash.
8. Intended for use in environments with moderate fluid exposure.

Time use limitation

If the mask becomes damaged, soiled, or breathing becomes difficult, leave the contaminated area and replace immediately with a new mask.

Important notice

To the extent permitted by law, BYD shall not be liable for any loss or damage, including any loss of business, loss of profits, or for any indirect, special, incidental or consequential loss or damage arising from reliance upon any information herein provided by BYD. Nothing in this statement will be deemed to include or exclude any liability for personal injury arising from its negligence.

- 1. The mask does not eliminate the risk of contracting any disease or infection.





Conversation with a local Doctor:

Me: It is my understanding that wearing a mask to prevent the spread of COVID19, is the equivalent of using a chain link fence to prevent mosquitoes from entering your yard.

Doctor: Exactly!



Many experts agree, and the WHO has finally confirmed Covid IS transmittable by aerosol...which means it can and will escape masks.

“A person can be infected when aerosols or droplets containing the virus are inhaled...”

<https://www.forbes.com/sites/jvchamary/2021/05/04/who-coronavirus-airborne/?sh=7e52424e4472>

MASK MANDATES: “SCIENCE” OR OPTICS...??

MASK ON



MASK OFF



Public
Health
Ontario

Sant 
publique
Ontario

SYNTHESIS

07/23/21

Mask Wearing in Children and COVID-19 – What We Know So Far

Key Findings:

There were variable findings with respect to negative health impacts in children who wore masks. **Further research is needed** to assess potential negative impacts of mask wearing in children, **especially for longer-term use of masks**.

Respiratory

In a survey of **2,954 parents of school-aged** children in France reported that **28.1% of respondents reported breathing discomfort** in their children. In a survey of **663 pediatricians** in the same study, **53.1% reported potential negative impacts on respiratory function**.

During the medical consultation, when the parents **complained about the mask (64.3%)**, the main drawbacks were related to **breathing discomfort (53.1%)**, cutaneous (skin) **disorders (42.4%)** and **headaches (38.2%)**.

<https://www.frontiersin.org/articles/10.3389/fped.2021.676718/full>

Psychological


20,353 people took part in a survey, entering data on a total of **25,930 children**. The average reported wearing time of masks was 270 min per day. Of the respondents 68% reported that children complained about impairments caused by wearing the mask. Side effects included **irritability (60%)**, **headache (53%)**, **difficulty concentrating (50%)**, **less happiness (49%)**, **reluctance to go to school (44%)**, **malaise (42%)** **impaired learning (38%)** and **drowsiness/fatigue (37%)**. <https://link.springer.com/article/10.1007%2Fs00112-021-01133-9>

THE VACCINE...

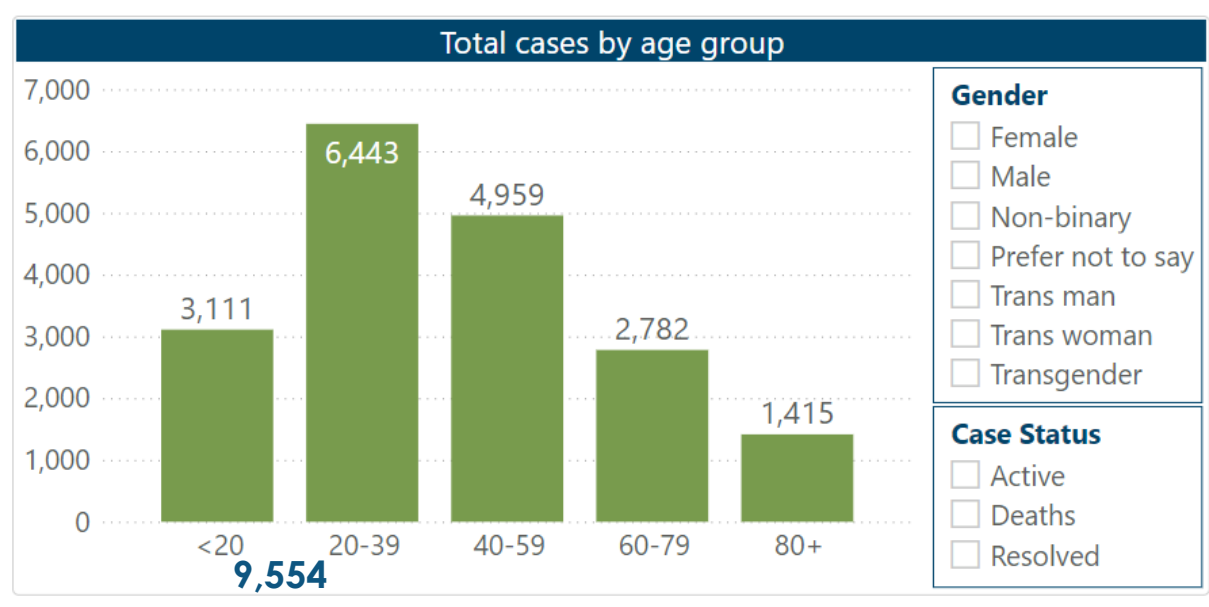


...SHOULD EVERYONE BE GETTING IT??

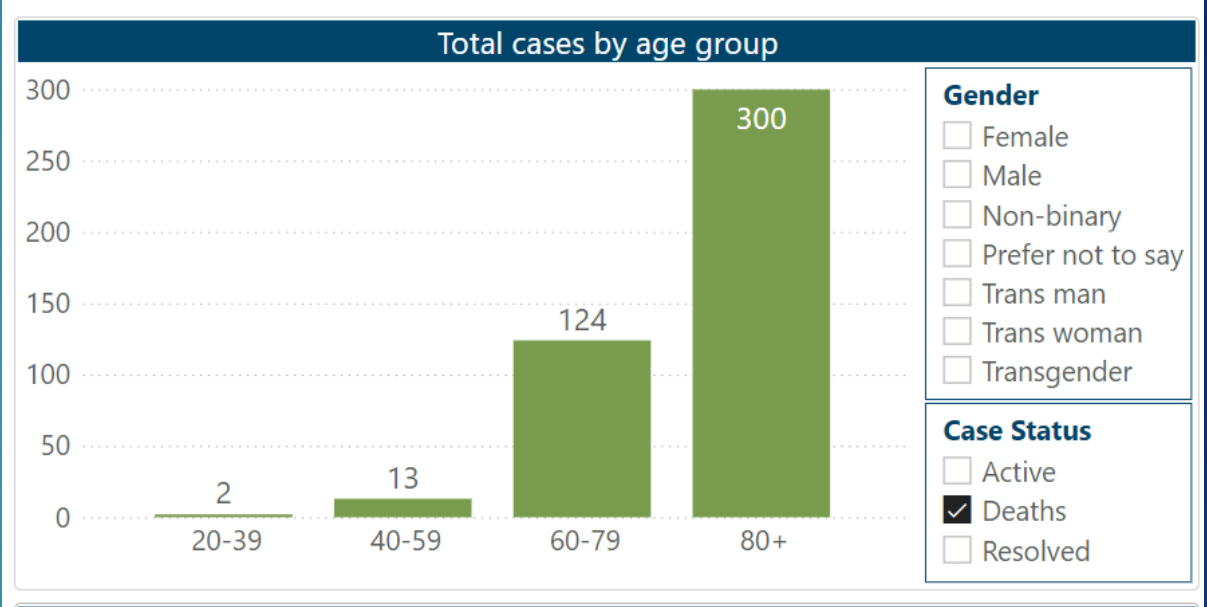
LET'S DO SOME SIMPLE MATH AND CRITICAL THINKING, SHALL WE??



CASES BY AGE GROUP



DEATHS BY AGE GROUP



Mortality Rate = $\frac{\text{Number of Deaths by Age Group}}{\text{Total Cases by Age Group}}$

Age 0-39 Mortality Rate = $\frac{2}{9,554}$

COVID-19 Mortality Rate Age 0-39 = 0.02%
Recovery Rate = 99.9%



NEED TO ADD 60 – 80+

All Ontario: Case numbers and spread

Age and gender

Cases by age

This information is cumulative – numbers are the total of all cases since January 15, 2020.

Graph	Pie chart	Table		
Age Group	Cumulative	Active	Resolved	Deaths
Under 20	105,906	1639	104260	7
20-29	128,689	673	127984	32
30-39	100,454	887	99492	75
40-49	 87,043	799	86072	 172
50-59	83,868	596	82749	523
60-69	52,832	446	51199	1187
70-79	26,299	251	23965	2083
80-89	17,507	125	14039	3343
90+	8,985	47	6394	2544
UNKNOWN	108	2	105	1

Mortality Rate = $\frac{\text{Number of Deaths}}{\text{Cumulative Cases}}$

Age 40-49 Mortality Rate = $\frac{172}{87,043}$

COVID-19 Mortality Rate Age 40-49 = 0.19%

Recovery Rate = 99.8%

COVID-19 Statistics in Niagara

Case severity

0.6%

Cases admitted to intensive care

3.9%

Cases hospitalized

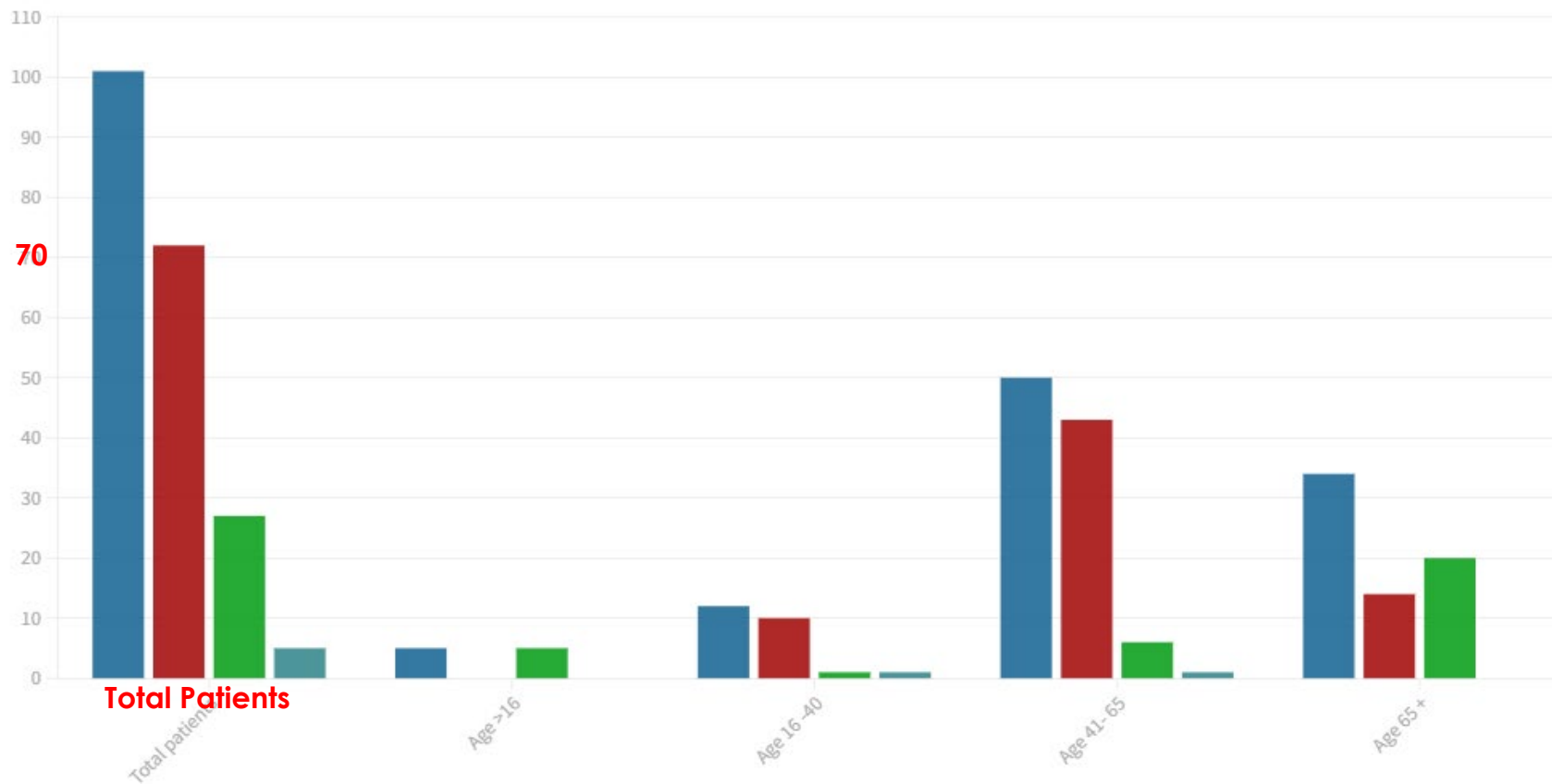
95.6%

Cases isolated at home

Niagara COVID-19 vaccinations by age, vax status

Patients at NHS from Aug 7 to Nov 25

■ Total patients ■ Unvaccinated ■ Vaccinated (2 doses) ■ Partially vaccinated (1 dose)



Graphic by Grant LaFleche , Torstar | Source: Niagara Health

The Standard

QUICK MATH:

$$70 \div 5 = 14$$

$$14 \div 15 = 0.9$$

Average: One unvaccinated person, per hospital, per week.

WHERE'S THE CRISIS????

THE VACCINE...



...IS IT ACTUALLY WORKING??

According to the Government of Canada:

- ▶ Vaccination is one of the most effective ways to protect our families, communities and ourselves against COVID-19
- ▶ Evidence indicates that vaccines are very effective at preventing severe illness, hospitalization and death from COVID-19

► One person has died and a total of 30 residents have tested positive for COVID-19 at Anchor Pointe retirement facility in St. Catharines.


LOCAL NEWS

One person dead following COVID-19 outbreak at St. Catharines retirement facility

NIAGARA
This Week.

By Abby Green

Tue., Nov. 16, 2021 | 1 min. read

 Set St. Catharines as My Local news



Ontario man dies after fully vaccinated hockey league affected by COVID-19 outbreak

By Daina Goldfinger • Global News

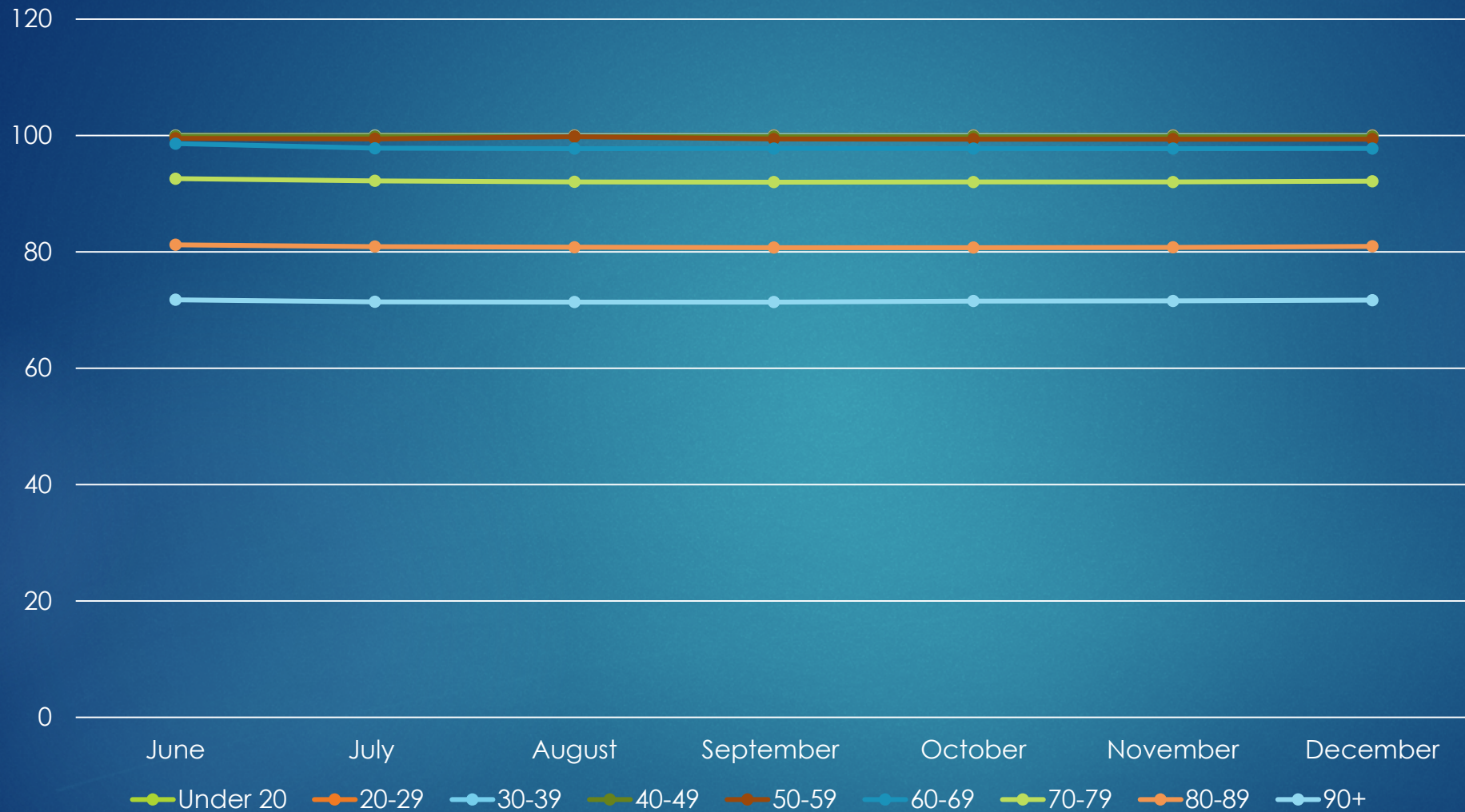
Posted October 29, 2021 3:51 pm • Updated October 29, 2021 5:41 pm



► 15 double-vaccinated people from hockey league test positive for COVID.

► One of the 15 fully vaccinated men, died from COVID19 after spending more than a week in the hospital where his condition became progressively worse. He was intubated, suffered two strokes and put on life support. The family opted to take him off life-support and he died.

Effects of Vaccine on Covid-19 Recovery Rate by Age (Ontario)



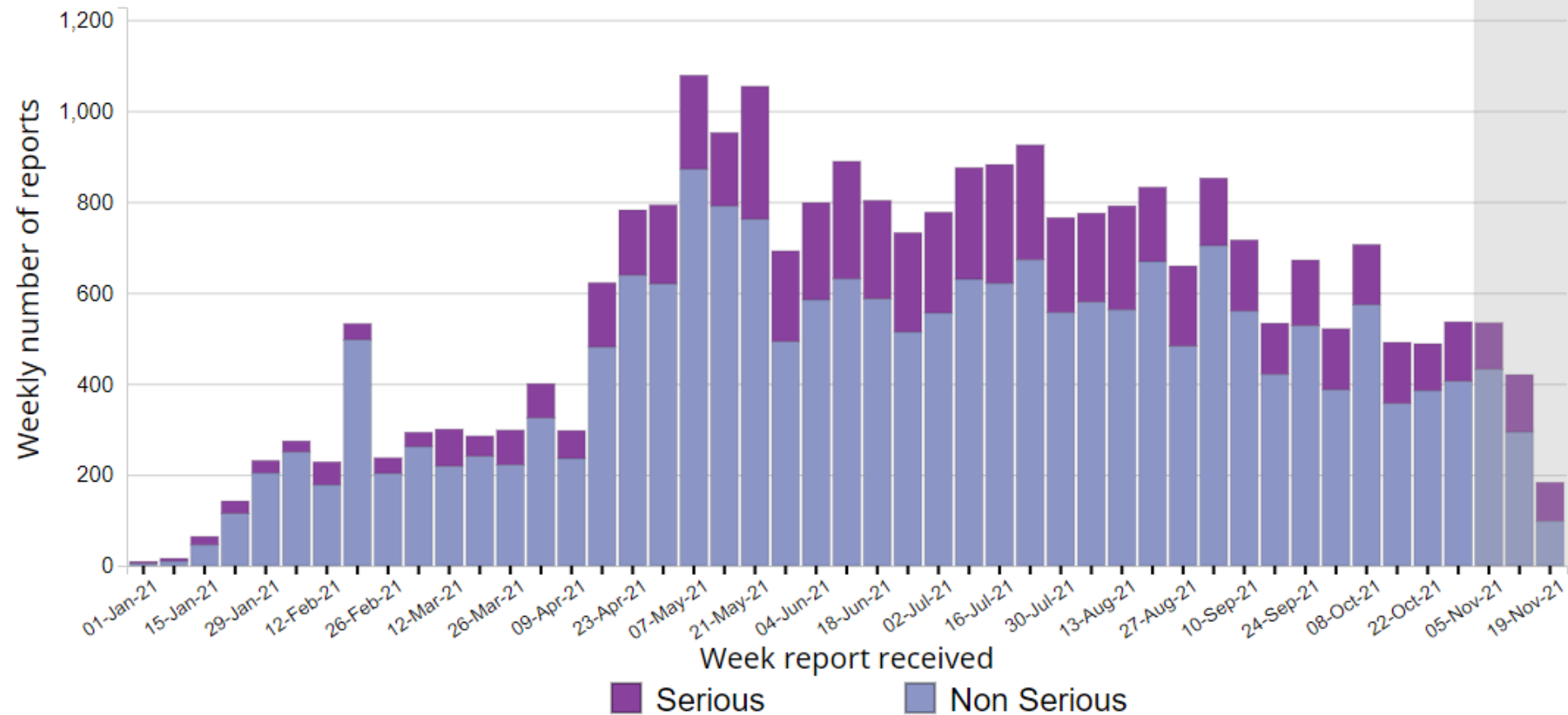
Date Taken from https://covid-19.ontario.ca/data/case-numbers-and-spread#case_numbers_and_spread

THE VACCINE...



...IS IT CAUSING MORE HARM THAN GOOD??

COVID-19 VACCINE ADVERSE EVENT REPORTS



Female – Age 45

Received AstraZeneca April 26, 2021

I received my shots very early for my age as I am the main caregiver for my mother who has COPD. My mother's doctor faxed over a letter requesting I receive the vaccine early. I felt that I was yet to gather all my research, but I did it because it was not about me, it was about my Family. I vomited each morning after each shot and felt very ill. Then the blood clotting started. This has caused me extreme pain, embarrassment and most importantly has taken time away from my 6-year-old daughter as well as my fiancé, family and friends. But I fight through the pain, because I'm needed. I have not taken any pain medication as I need to be alert to properly care for my daughter and my family.

My question is, how are people still able to catch Covid after both shots?

Thank you, Rebecca Hahn, for your time and allowing me to express my concerns.



Female – Age 40

Received Pfizer

I would just like to send a message about my experience that I had with the Covid 19 vaccine. I would like to start by saying I am NOT anti vax... I have 3 children who are fully vaccinated with all their childhood vaccines. However, when this vaccine came out, with so much "misinformation" and craziness that surrounded this virus I was torn like many others.

I work for a local doctor, where it became a requirement to be vaccinated, like so many others, so I felt I had no choice but to take the vaccine. I had the "normal" achy arm for the first dose., nothing too terrible. Then came my second dose. I felt normal for most of the day, but by evening I was in terrible pain. I went to bed early that night and was up all night with terrible aches and pains. It hurt to roll over, my clothes hurt to be on my body, I had an awful headache and even my hair hurt. By the next morning I was in tears. My husband laid with me for the following 2 days and just gently rubbed my skin. My arms, my legs, my back, my head... you name it, it hurt!

This continued along with great fatigue for 2 and a half days.

I suffered with weakness and fatigue after the pain had subsided for 2 more weeks.

It was the worst experience I had had in a long time. I was unable to care for my children, they couldn't even come to hug me because the mere touch to my skin would send me through the roof.

I will not be getting any boosters in the future.

I do understand that not ALL have this type of reaction, my husband was "fine" this was my experience, and it was HELL.

Female – Age 66

Received Pfizer


Around 10 hours after my mother received her first dose of Pfizer, she started to feel extremely ill.

It started with extreme chills, a very high fever and vomiting. Shortly after, she began having chest pains and I immediately got scared! I ended up calling the paramedics and they advised me to bring her to the hospital.

My mom was so scared to go to the hospital for fear of being exposed to Covid patients. However, we had no choice, and thankfully we did b/c her blood pressure was 145 over 110.

She ended up getting 3 shots of Nitro right away and was kept on it for a week to follow. She wasn't well for weeks after!

Very scary! I



**Do Masks work
or cause more
harm than
good?**

**Should
everyone be
getting the
vaccine?**

**Is the vaccine
actually
working?**

**Is the vaccine
causing more
harm than
good?**

TRUST THE FACTS, NOT THE SCIENCE!!

A Commonsense Presentation By Rebecca Hahn