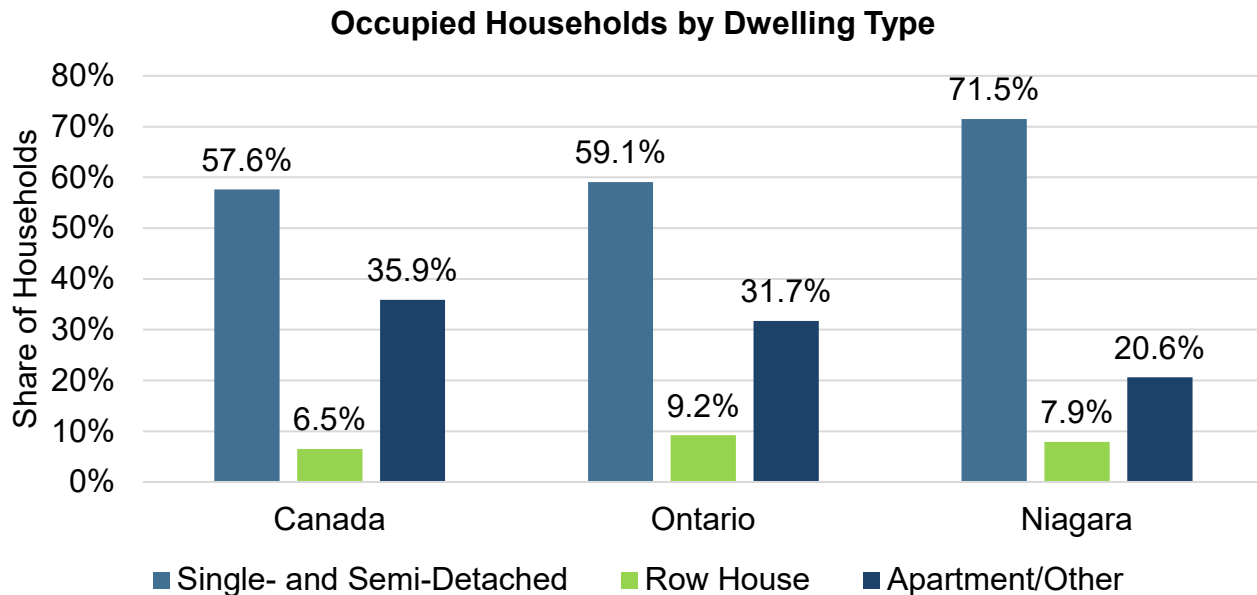
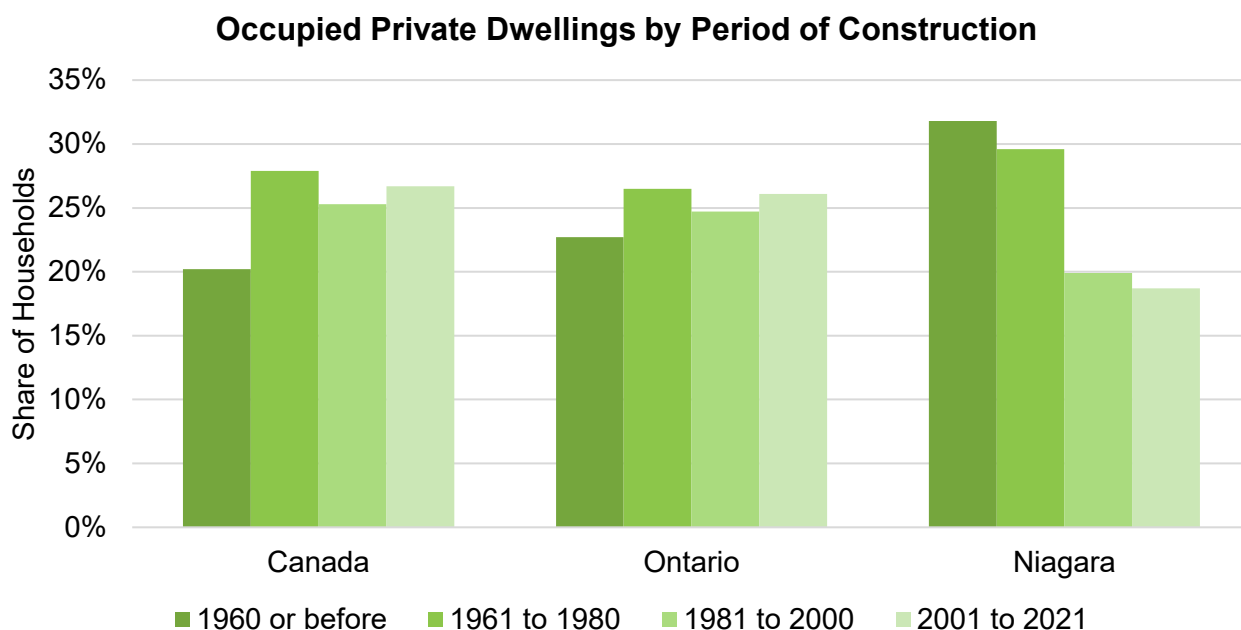


Appendix 2: Families, Households and Martial Status

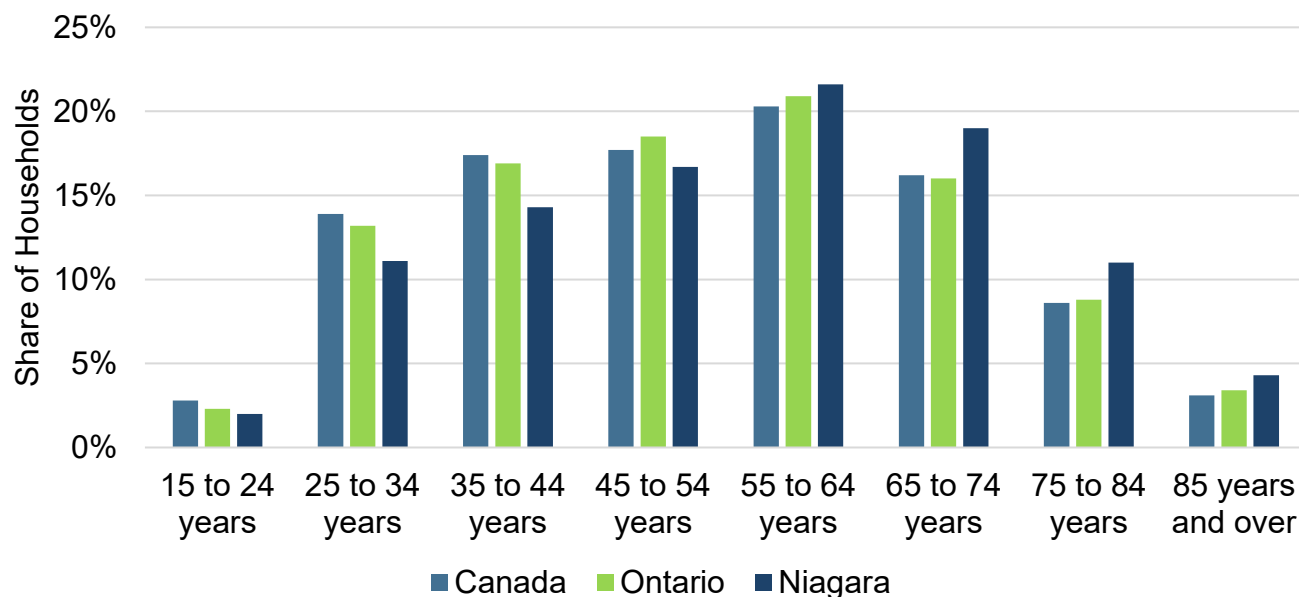
71.5% of dwellings in Niagara are single and semi-detached, higher than both the Provincial (59.1%) and National (57.6%) counts.



32% of dwellings in Niagara were constructed prior to 1960, again higher than both Provincial (23%) and National (20%) shares. Over 50% of homes in Canada and Ontario were build since 1981, whereas less than 40% of dwellings in Niagara were constructed in that time.



Private Households by Age of Primary Household Maintainers



In comparison to Canada and Ontario, Niagara has a disproportionate share of households maintained by residents over the age of 55.

Share of Households by Age of Primary Maintainer

Municipality	Under 65	Over 65
Fort Erie	61%	38%
Grimsby	68%	32%
Lincoln	67%	33%
Niagara Falls	67%	33%
Niagara-on-the-Lake	49%	51%
Pelham	60%	40%
Port Colborne	63%	37%
St. Catharines	66%	34%
Thorold	75%	25%
Wainfleet	66%	33%
Welland	67%	33%
West Lincoln	71%	29%

41%

The proportion of young adults aged 20 to 34 that were living with at least one parent in 2021.

68% of census families were married couples, 14% were common-law and 18% were one-parent families.

68%

73%

of households in Niagara were owned in 2021. 27% were rented in 2021.