

Social Assistance & Employment Opportunities

Ontario Works Program

Topics

- Financial Assistance
- Caseload Size & Profile
- Employment Assistance
- Performance Outcomes
- Innovation
- Provincial Changes
- Client Testimonials

Monthly Social Assistance Rates

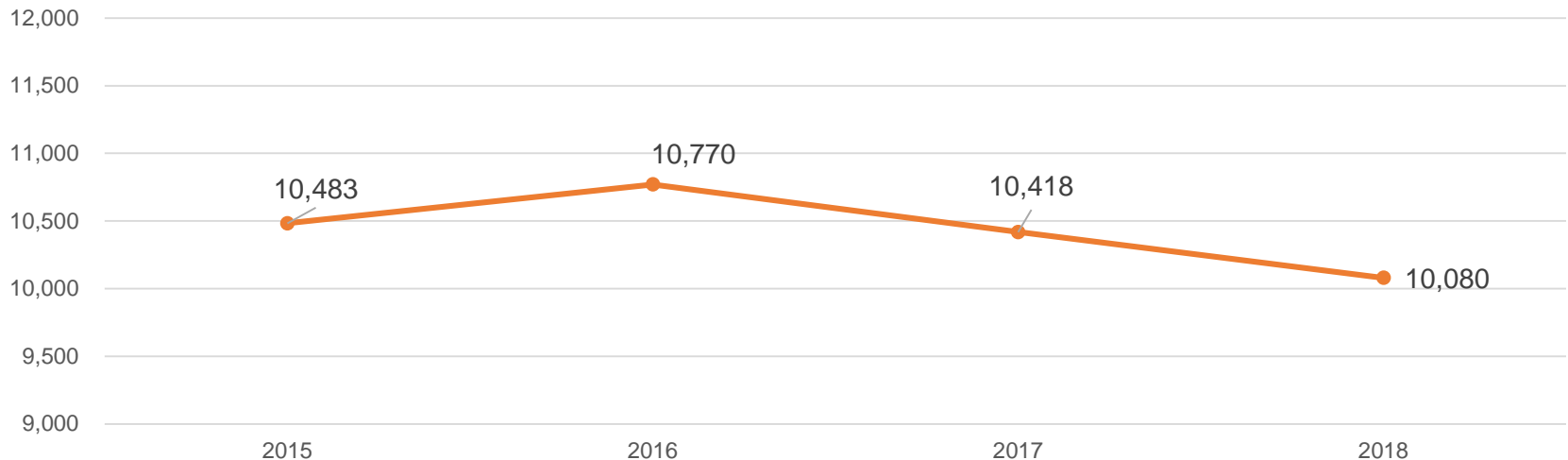
(Food & Shelter)

Single	Single Parent (one child)	Couple	Couple (two children)
\$733 /month	\$1,002 /month	\$1,136 /month	\$1,408 /month

Average rent for an available
one bedroom apartment is \$1,250

OW Caseload

Over 7,400 individuals contact
SAEO per year

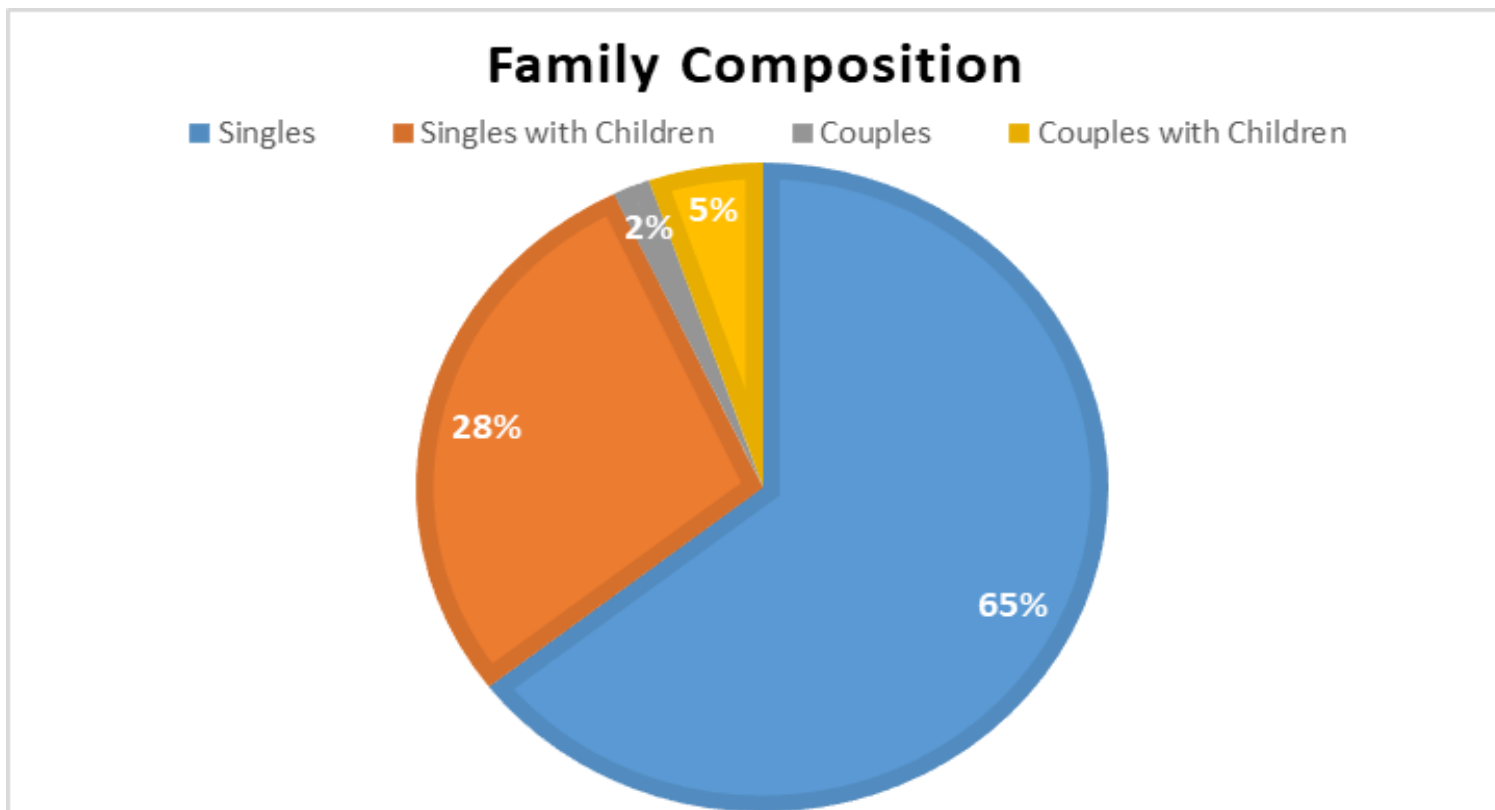


17,000 people
3.8% of Niagara's population

Caseload Distribution

	St. Catharines	Niagara Falls	Welland	Fort Erie	Port Colborne	Satellite Offices
OW Caseload	45%	24%	16%	7%	5%	3%

Caseload Composition



Consistent with provincial and municipal comparators

Case Types

Case Type	Description	% of caseload
Youth / Learning, Earning & Parenting	Youth under 18 unable to reside in parental home and young parents under 25	6%
Newcomers	Individuals and families that immigrated to Canada within the last three years	4%
Temporary Care	Children living with an adult (not parent)	5%
General	Balance of OW caseload	85%

Caseload Profile

- 46% are between the ages of 20-34 years
- Male to female ratio is 46:54
- 32% do not have a grade 12 education
- 21% have a drivers license and own a vehicle
- Average length of time on OW is 33 months, provincial average is 35.7

Employment Assistance

Building Employment Networks Niagara

Designed to assess employment readiness
and match clients to training & jobs



Over 12,500 assessments completed

Employment Activities

Employment Readiness Categories	Activities	% Caseload
Life Stabilization	Housing search, mental health, addiction services	20%
Preparing for Employment	Training programs, volunteer placements, high school, ESL, life skills workshops	53%
Finding & Retaining Employment	Resume preparation, interview workshops, job searching	27%

Job Matches

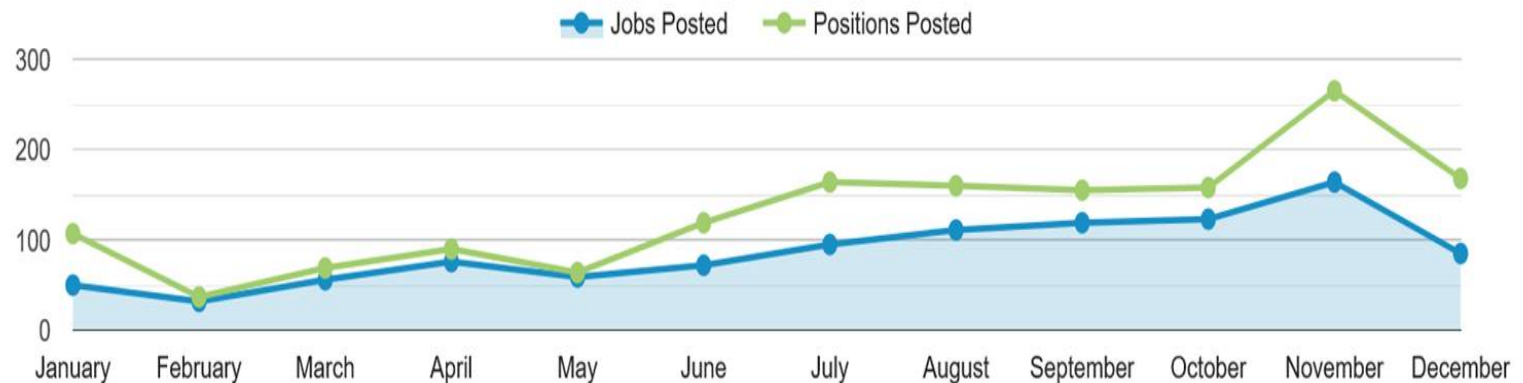
1,869 clients started a new job
↑ 22% from 2017

 TOTALS

[View Job List](#)

1042 Jobs Posted

1556 Positions Added



MCCSS Performance Outcomes

MCCSS Targets	Niagara	Province	Hamilton	Waterloo
% of caseload with earnings	16.3%	13.0%	14.0%	13.6%
Avg. monthly earnings per case	\$798	\$868	\$873	\$860
% terminations exiting to employment	17.2%	18.0%	16.5%	16.5%

SAEO earned the full maximum employment subsidy of \$8.2M

Innovation



Ontario Municipal Social Services Association
Local Champion Award



Awarded one-time funding for
Social Assistance Modernization Initiative

Provincial Initiatives

- Social Assistance Reform
- Social Assistance Modernization
- Transformation of Employment Services
- Human Services Integration

SAEO will continue to provide excellent service to the individuals we serve, using best practices and ensuring responsible use of funding.

Client Testimonials