

Canada-Wide Early Learning and Child Care Directed Growth Plan Update

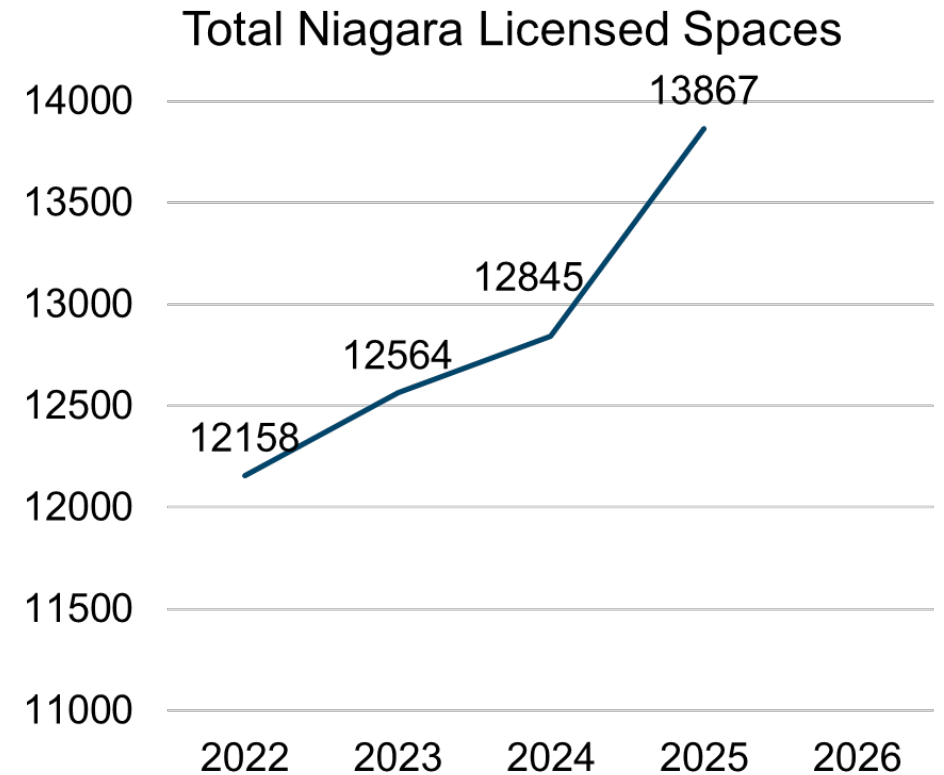
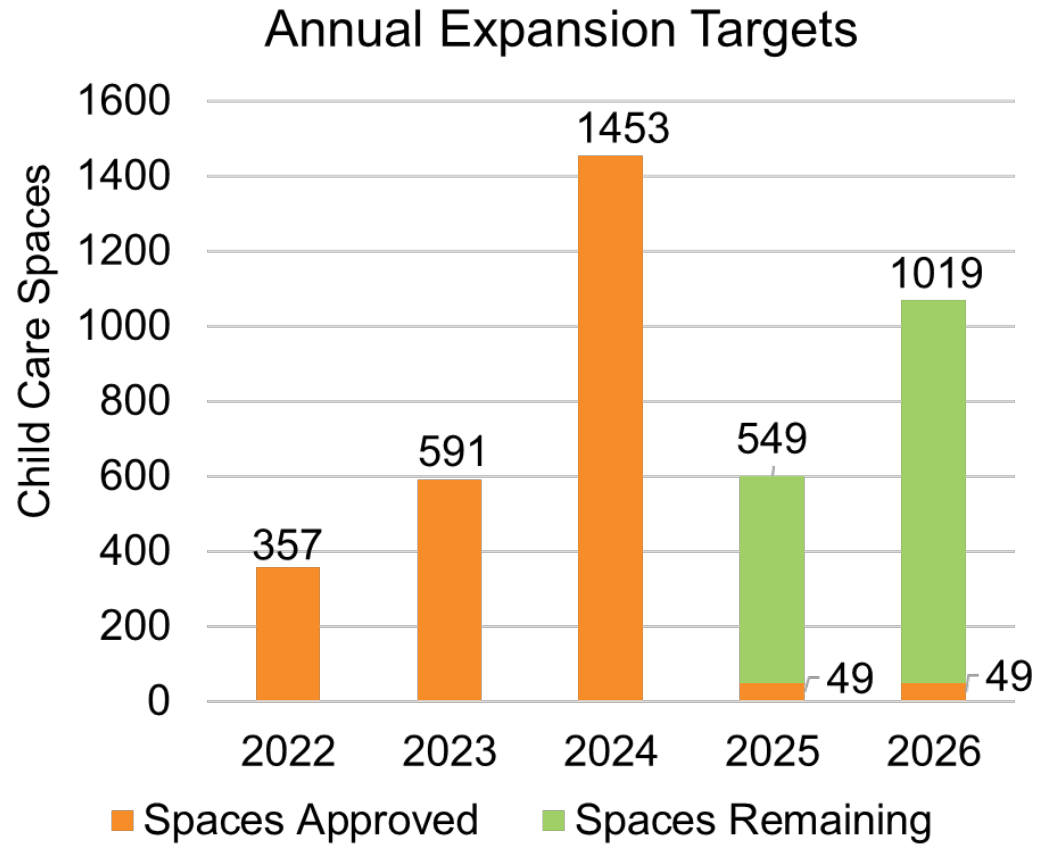
What is Directed CWELCC Expansion

- The Canada-Wide Early Learning and Child Care (CWELCC) program:
 - Provides targeted funding for new child care spaces
 - Must align with the Provincial Access and Inclusion Framework
 - 4,067 new licensed child care spaces from 2022 to 2026
 - Federally and provincially (\$154.6M), and municipally funded (\$3.2M)

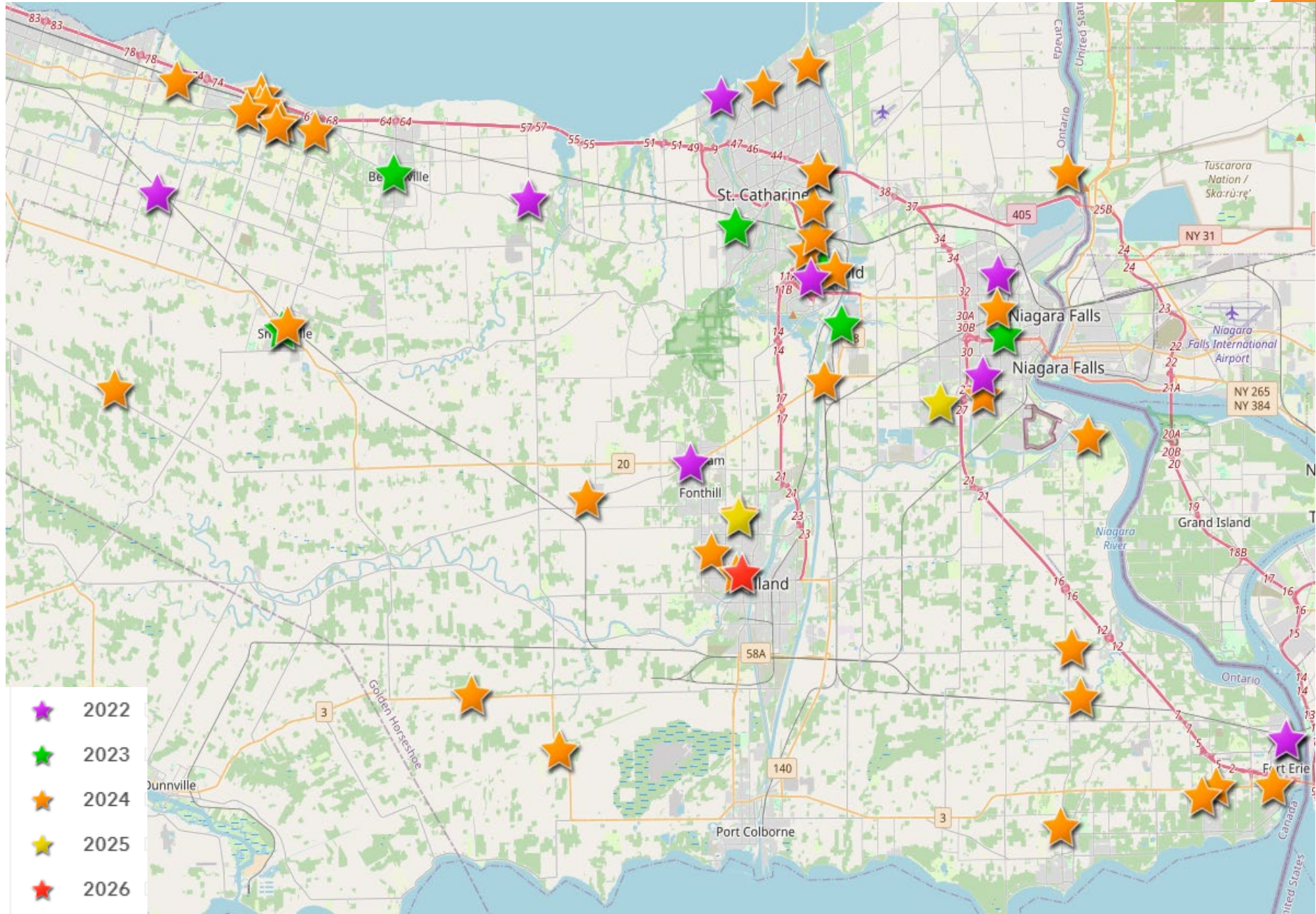
Niagara's Provincial Targets

Type of child care space	2022	2023	2024	2025	2026	Total spaces
School-based spaces	98	0	186	49	49	382
Community-based spaces	259	591	1267	549	1019	3685
Total spaces	357	591	1453	598	1068	4067

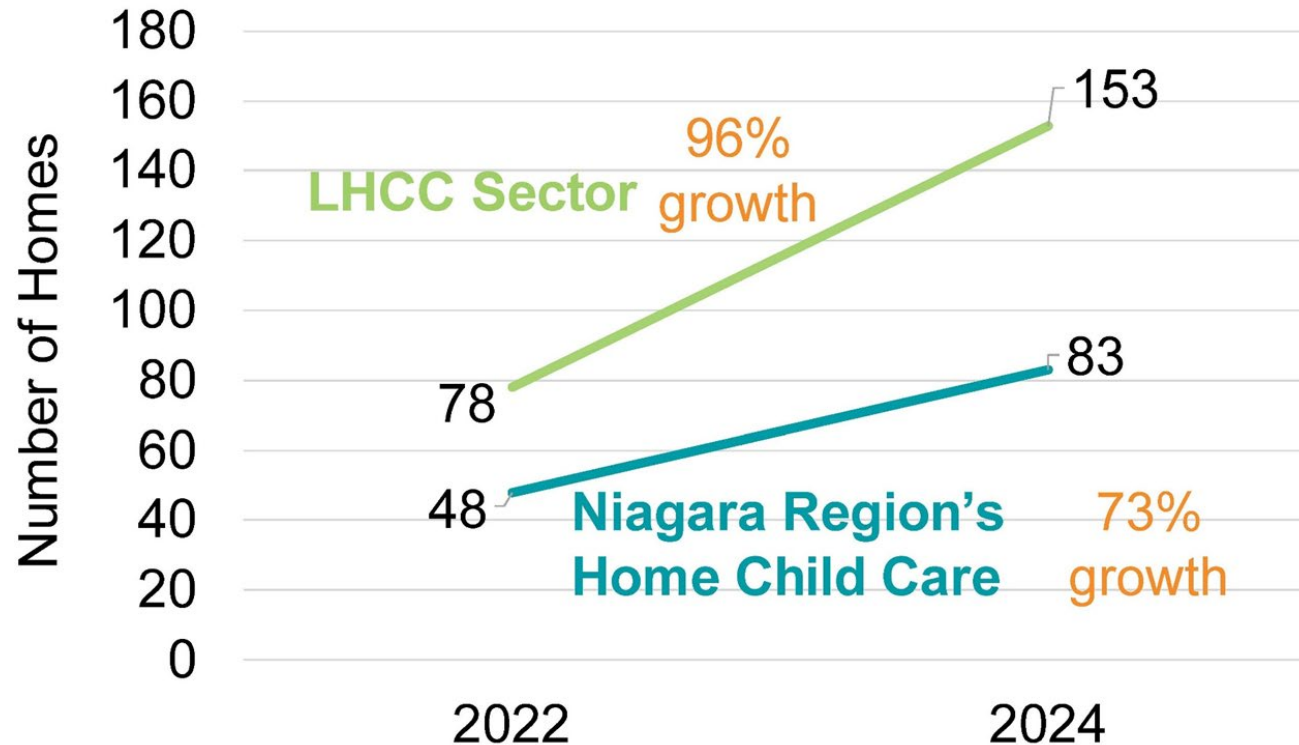
Accomplishments to Date



Licensed Child Care Centre-based Growth



Licensed Home Child Care (LHCC) Growth



CWELCC Expansion Impacts: Economic

- Affordable and accessible child care supports regional economic growth
- Estimated \$32 billion in national GDP generated in 2024¹
- Increases women's participation in the workforce
- Nationally female labour force participation increasing

¹Powering Growth, Economic Benefits from Canada's \$10-per-day Early Learning and Child Care Program, November 2024

CWELCC Expansion Impacts: Children

- Licensed child care positively impacts a child's abilities
- Strong linkage to long-term benefits
- Strong linkage for lower-income households
- 680 expansion spaces in or near a low-income neighbourhood

CWELCC Expansion Challenges: Non-Profit Support

- Must maintain 81% of child care spaces as non-profit
- Non-profits challenged in securing commercial lending
- **Possible Mitigation Strategies**
 - 1) The Early Learning and Child Care Infrastructure Fund
 - 2) Waiving or reducing inspection and licensing fees

CWELCC Expansion Challenges: Process, Permits and Zoning

- Significant delays for fire and other required inspections
- Building permits can take months to process
- Expansion projects require additional studies
- Zoning changes are complex
- **Possible Mitigation Strategies**
 - 1) Prioritize inspections and zoning exemptions for child care
 - 2) Child care builds in new development applications

CWELCC Expansion Challenges: Demand

- Lower fees and increasing population resulting in higher demand
- Demand grew by 124% between 2021 to 2025

Possible Mitigation Strategy

- 1) Request additional spaces
- 2) New partnerships with economic development
- 3) Continue to increase operating capacity (Workforce)

CWELCC Expansion Challenges – Workforce

- Approximately 73% of all spaces and 48% of new spaces since 2022 operating
- Approximately 2,300 CWELCC spaces not being used

Possible Mitigation Strategy

- 1) Ontario Child Care Workforce Strategy
- 2) Centralized RECE supply list pilot results
- 3) Professional Advancement Early Childhood Education Program

Council Strategic Priorities

Effective Region

Remaining an employer of choice by transforming service delivery in a way that is innovative, collaborative and fiscally-responsible.

Green and Resilient Region

Focusing on reducing our collective carbon footprint and preparing to adapt to climate change impacts by ensuring current and future infrastructure is resilient.

Equitable Region

Providing opportunities for a safe and inclusive Niagara by listening and responding to our current community needs and planning for future growth.

Prosperous Region

Advocating with senior governments for future growth and enhancing Niagara's transportation network to help support a diverse economy by creating a Region where new and existing businesses can thrive and grow locally, nationally and internationally.

Questions

Appendix A: Priority Communities

Refer to COM 23-2024: Public Health and Social Services Committee – September 10, 2024: *Canada-Wide Early Learning and Child Care Program Directed Growth Priority Neighbourhood Update*

Municipality	Community
Grimsby	Grimsby Beach
Lincoln	Beamsville
Niagara Falls	Beaverdams
Niagara Falls	Drummond/Victoria
Niagara Falls	Stamford
Niagara Falls	Westlane
St. Catharines	Downtown/Haig area
St. Catharines	Facer/Cushman
St. Catharines	Merritton
Thorold	Thorold Propter
Pelham	Fonthill
Port Colborne	Humberstone/Stonebridge
Welland	Eastdale/Cordage
Welland	South Pelham/Chippawa Park area
Welland	Woodlawn/Seaway