

Homelessness in Niagara: Investment and Impact

July 8, 2025

Cathy Cousins, Director, Homelessness Services

Additional Investments to Support a Resilient Local Community for All

Help and support individuals experiencing homelessness and living unsheltered by:

- Enhancing services to help more people move from shelters to appropriate housing
- Support more residents in community housing to move to market housing
- Create more supportive housing for key cohorts, including seniors and those experiencing mental health and addictions challenges.

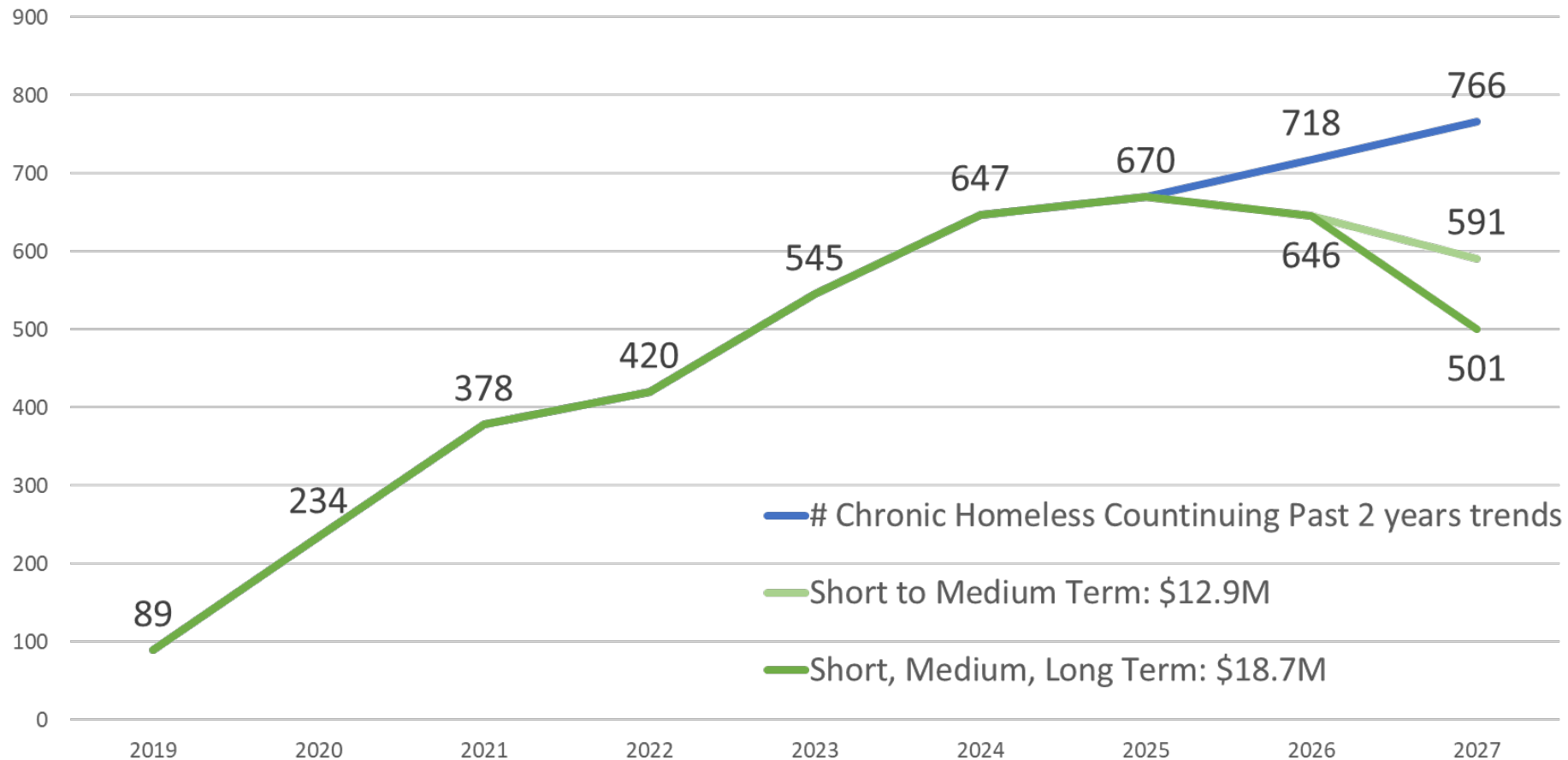
Current State of Homeless Investments

Shelter	Outreach	Prevention	Supportive Housing
\$12.7 M	\$1.4 M	\$2.3 M	\$8.8 M

Total Investments in Homeless budget \$25.2 M

Sources of funding: 60% provincial, 20% federal and 20% levy

Niagara Region Chronically Homeless Individuals Forecasting



Working Assumptions to Build Solutions

- No increases in:
 - funding from levels of government
 - social assistance rates
 - rental rates
- No decreases in vacancy rates for affordable housing
- Too soon to know the impacts of new programs including increased shelter diversion, HART Hub, Geneva Street bridge housing
- Current demographic trends continue, specifically seniors and children/families

Enhancements that can be implemented in the short term

Program	Outreach	Prevention	Shelter	Clients
Welcoming Streets	\$130,000			
Landlord Engagement		\$500,000		
Rent Supplements		\$2,000,000		250
Discretionary Fund		\$1,300,000		220
Behaviour Support			\$910,000	
Peer Support			\$450,000	
Total	\$130,000	\$3,800,000	\$1,360,000	

Medium Term (2–3 years) Supportive Housing Investments

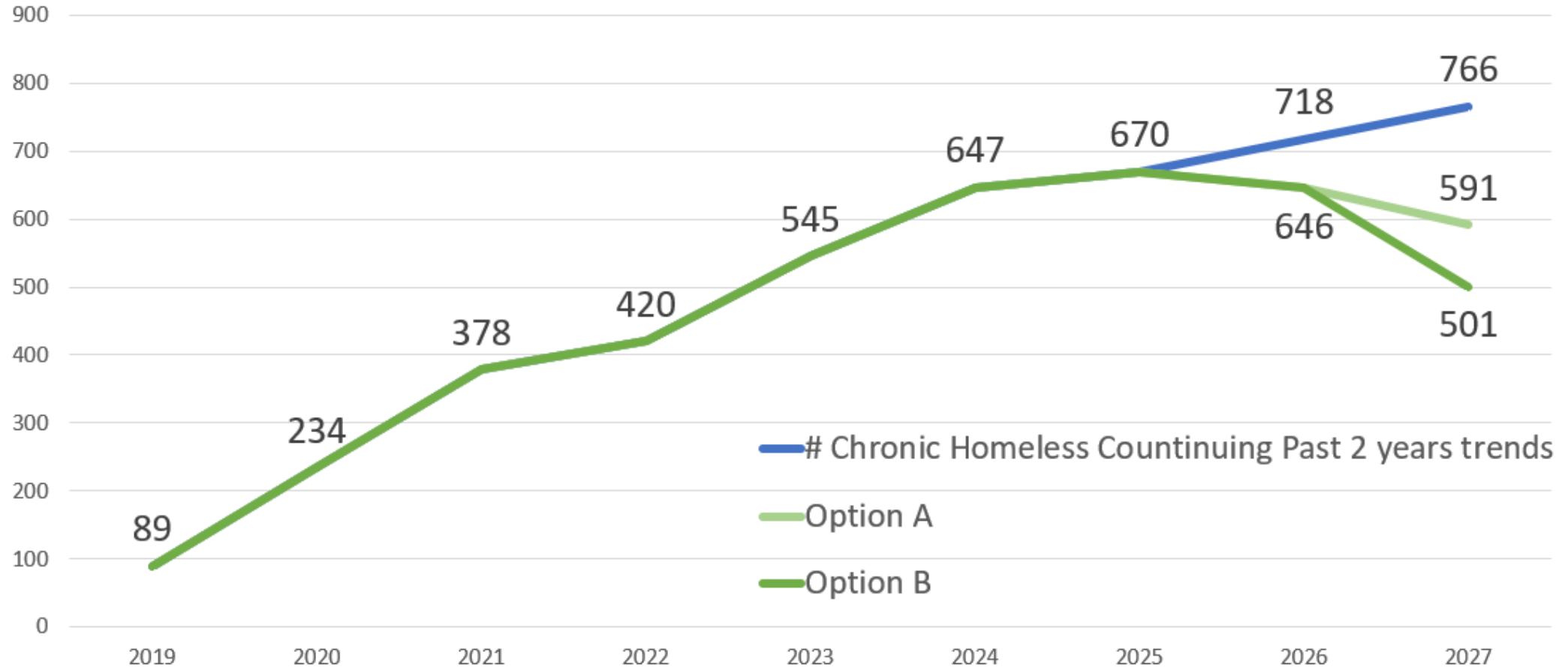
	Units	Capital	Operating	Clients
Transitional Housing	40	\$4,500,000	\$1,800,000	40
Enhanced Cognitive SH	25	\$12,000,000	\$2,900,000	25
Seniors Specialty SH	25	\$12,000,000	\$2,900,000	25
Total	90	\$28,500,000	\$7,600,000	

SH = Supportive Housing

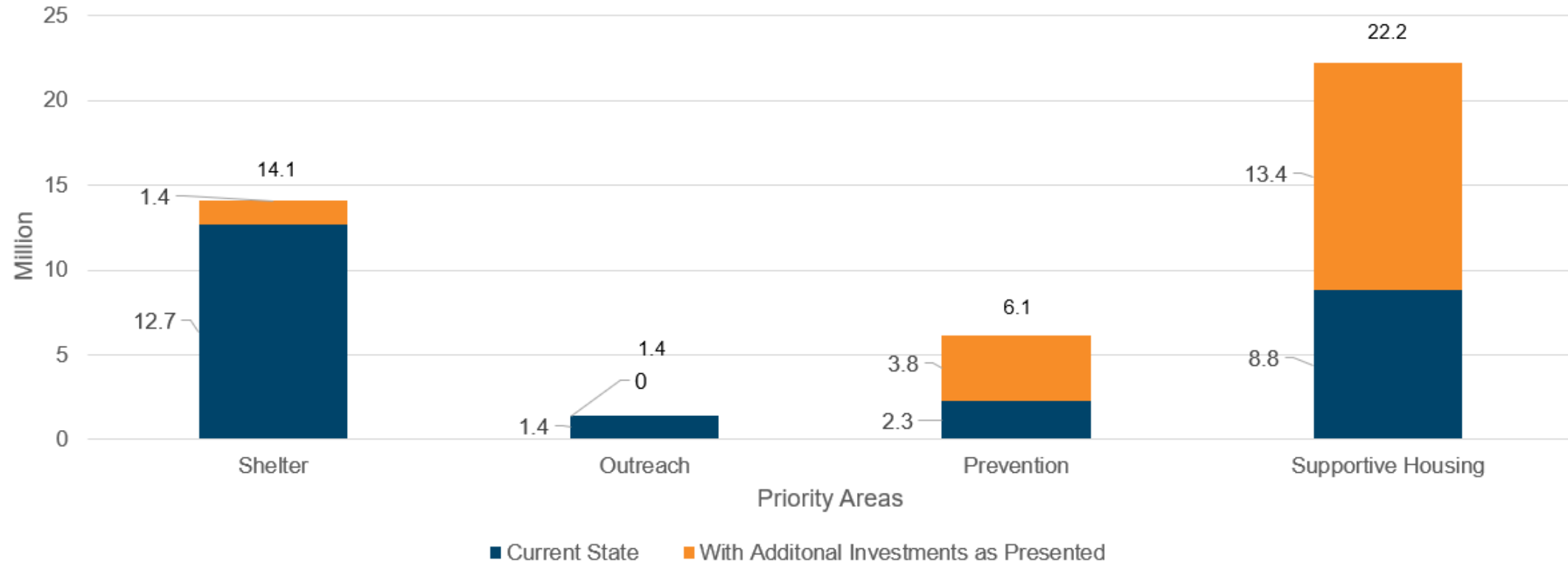
Long Term (4–5 years) Supportive Housing Investments

	Units	Capital	Operating	Clients
Bridge Housing North	40	\$18,000,000	\$2,900,000	50
Bridge Housing South	40	\$18,000,000	\$2,900,000	50
Total	80	\$36,000,000	\$5,800,000	

Niagara Region Chronically Homeless Individuals Forecasting



Expenditures in Homelessness with New Investments



Other Considerations

- 1% increase in unemployment equates to a 9% increase in social assistance caseloads
- Impact of tariffs on construction costs
- Ability to recruit staff

Questions?