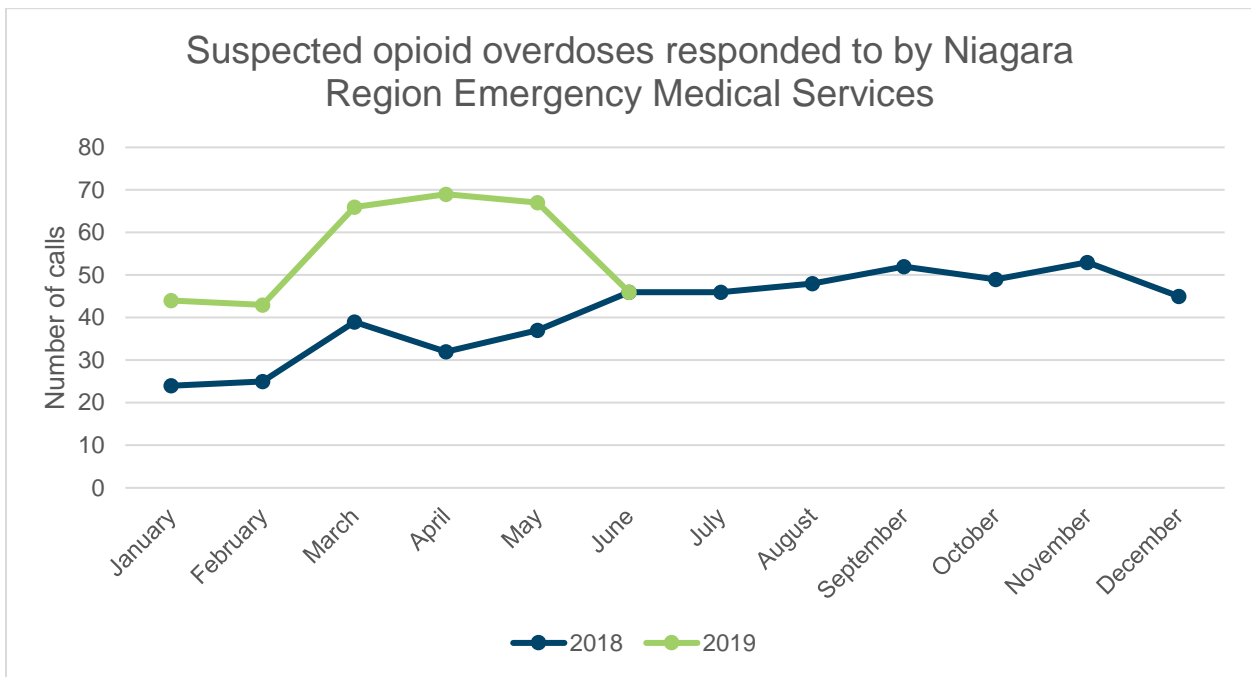

MEMORANDUM

CWCD 287-2019

Subject: Opioid Work Update
Date: July 26, 2019
To: Board of Health
From: Andrea Feller, Associate Medical Officer of Health

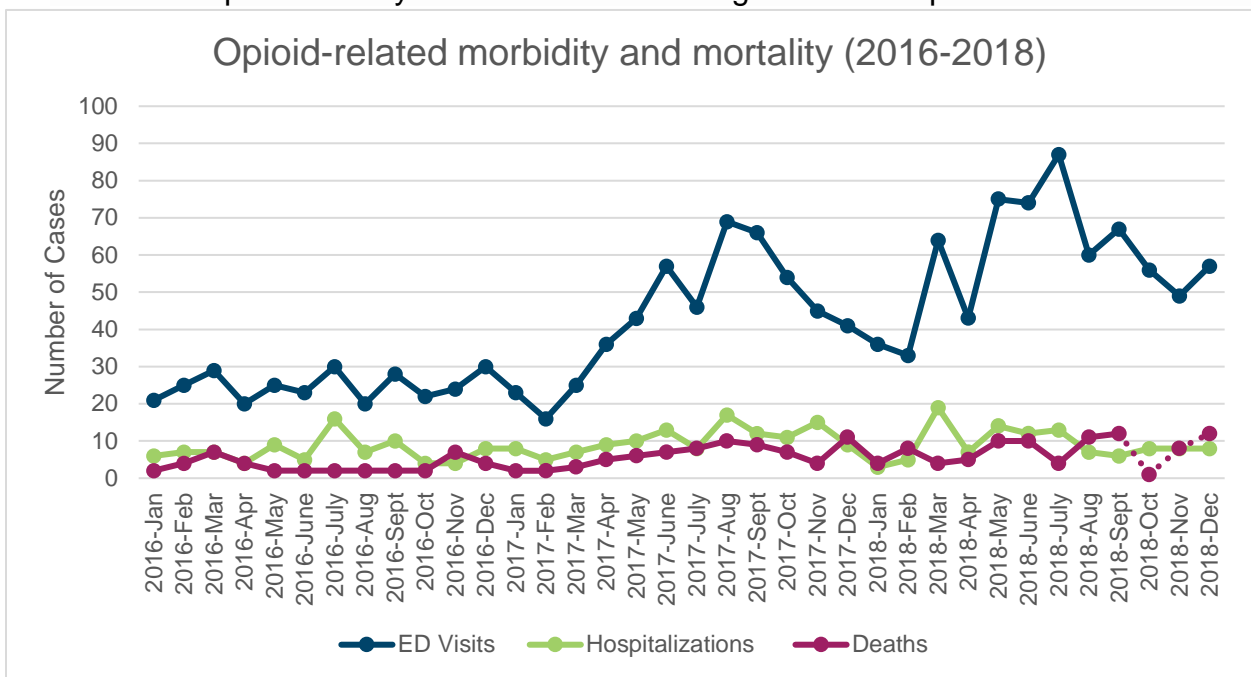
In our goal to continue to keep you updated around opioids, please see the following:

1. Overdose Awareness Day is August 31. Positive Living Niagara and Niagara Falls CHC are hosting a vigil between 6-8 p.m. on August 29. For more information, please see <https://www.overdoseday.com/niagara-falls/>
2. Naloxone has been distributed to 26 key agencies who are actively distributing within the critical social and close peer network, in addition to appropriate patient provisions through St. John Ambulances, Niagara Health sites, NRPS and EMS. All agencies that have chosen to be a public access point are listed at: <https://www.ontario.ca/page/where-get-free-naloxone-kit>
3. OPENN updates: An advisory system on toxic drug/adverse reaction sharing is closer to completion. Also, the Substance Use Strategy for Niagara, currently focused on prevention, is on track and moving into the community consultation phase. There is an OPENN communications newsletter to share updates and additional education for those who wish to receive it.
4. The website is updated as data becomes available. These updates are available through PH&ES site (in addition to elsewhere on the Region's site). https://www.niagararegion.ca/living/health_wellness/alc-sub-abuse/drugs/overdose-prevention.aspx
5. For this report, we have included some **preliminary** data (in broken lines) in addition to the data found on the website. A summary of opioid-related population health outcome and naloxone distribution data available to date follows. As expected, 2018 trends were higher than 2017.



Data source: EMS Edge [2019].

- In 2018 there were 496 suspected opioid overdoses that were responded to by EMS. This was an average of 41 calls per month
- In the first half of 2019, there have been 335 suspected opioid overdoses that were responded to by EMS. This is an average of 56 calls per month



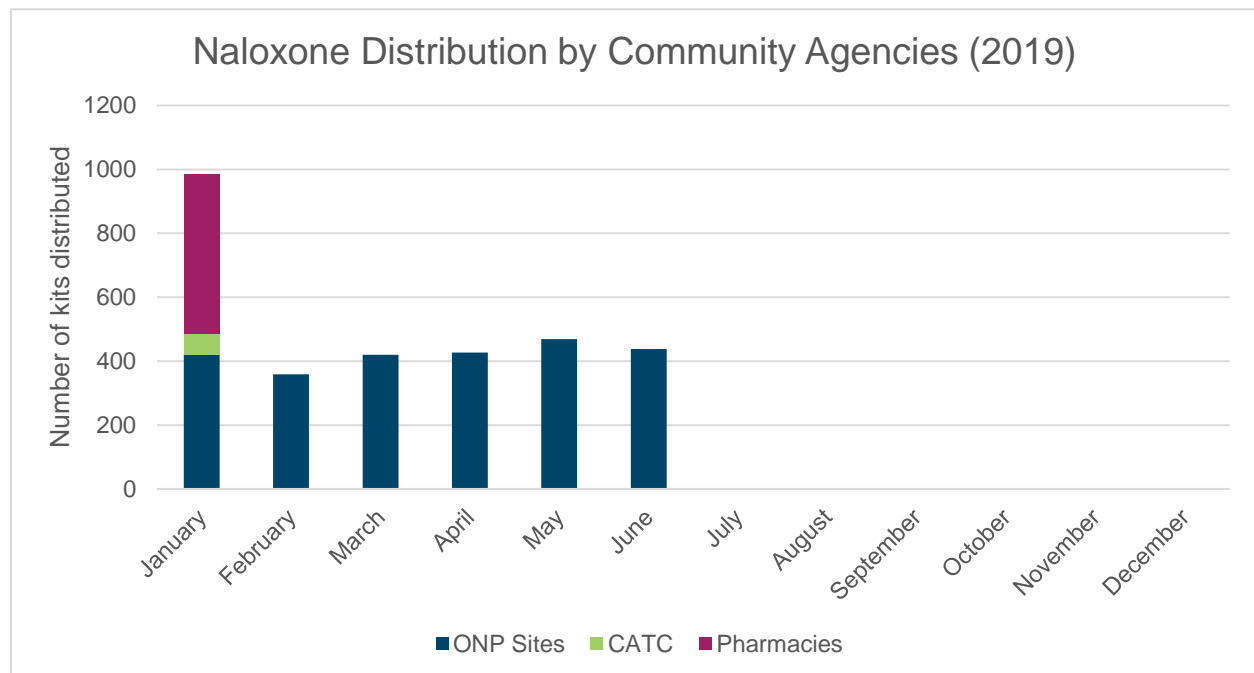
Data source: National Ambulatory Care Reporting System, 2016-2018; Discharge Abstract Database, 2016-2018; Office of the Chief Coroner of Ontario, 2016-2018.

Emergency Department Visits and Hospitalizations

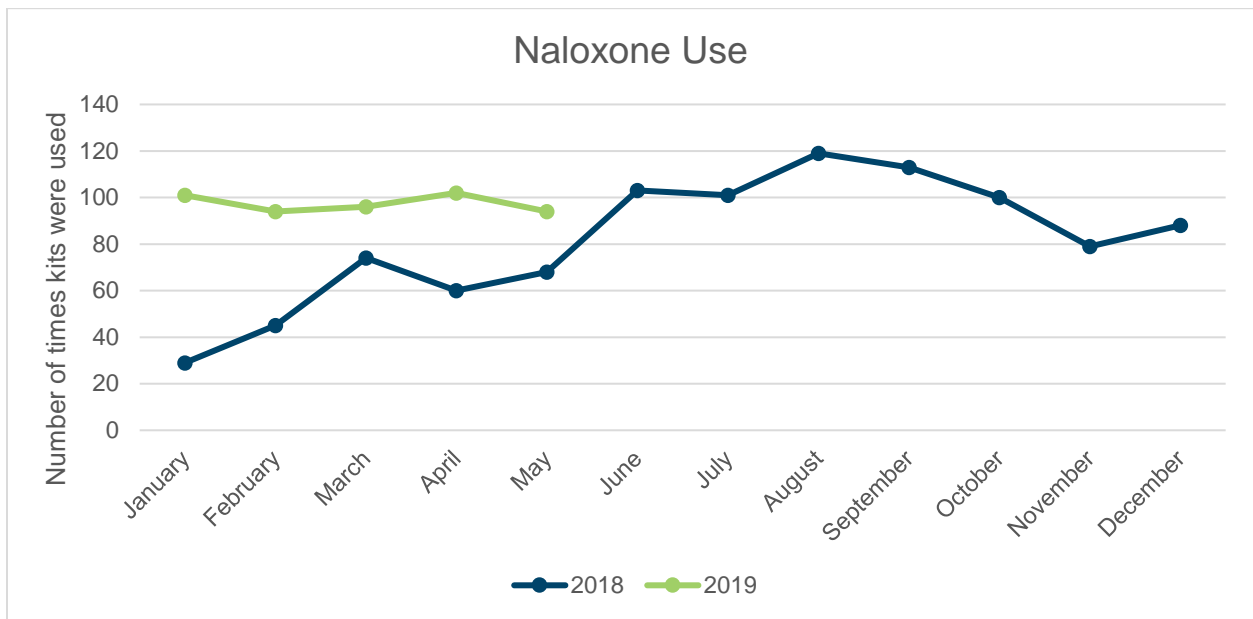
- In 2016 there were a total of 297 opioid poisoning emergency department (ED) visits, and 87 hospitalizations. This was an average of 25 ED visits per month and 7 hospitalizations per month
- In 2017 there were a total of 521 opioid poisoning ED visits and 124 hospitalizations. This was an average of 43 ED visits per month and 10 hospitalizations per month
- In 2018 there were a total of 701 opioid poisoning ED visits and 110 hospitalizations. This is an average of 58 ED visits per month and 9 hospitalizations per month

Deaths

- In 2016 there were 40 opioid overdose deaths. This was an average of 3 deaths per month
- In 2017 there were 74 opioid overdose deaths. This was an average of 6 deaths per month
- Up to the end of September 2018, there have been 68 opioid overdose deaths. This is an average of 8 deaths per month



Data source: Niagara Region Naloxone Distribution and Use [2019].



Data source: Niagara Region Naloxone Distribution and Use [2018].

- In 2018 there were more than 10,000 naloxone kits distributed by pharmacies, Ontario Naloxone Program sites, and the Canadian Addiction Treatment Centres. Most recent data for 2019 shows that over 3,000 kits have been distributed
- In 2018 naloxone kits were reported to be used 979 times. Most recent data for 2019 shows that over 500 kits were reported to be used

We will continue to keep you updated. Other pertinent correspondence is listed below:

CWCD 131-2019

Respectfully submitted and signed by

Andrea Feller, MD, MS, FAAP, FACPM
Associate Medical Officer of Health