



Early Development Instrument 2018 Results for Niagara Region

Amy Romagnoli, Data Analyst, Children's Services

Shailee Tanna, Epidemiologist, Public Health and Emergency Services

What is the Early Development Instrument (EDI)?

- Validated tool that measures developmental health and wellbeing of children in year 2 of kindergarten
- Mandated and funded by Ministry of Education
- 103 questions/child



What is the Early Development Instrument (EDI)?

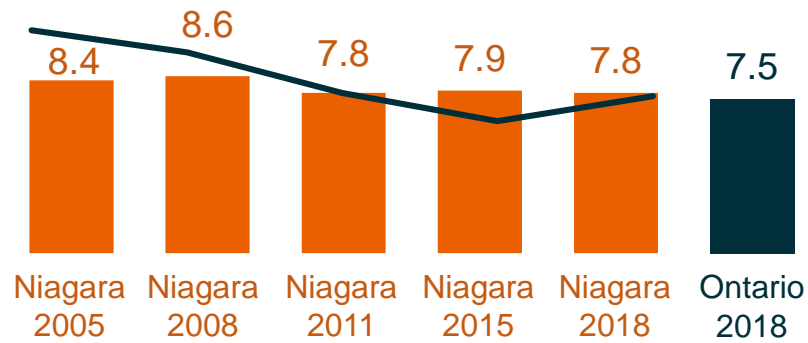
5 domains of child development:

- Physical Health and Wellbeing
- Social Competence
- Emotional Maturity
- Language and Cognitive Development
- Communication and General Knowledge

Niagara's Results

Language and Cognitive Development

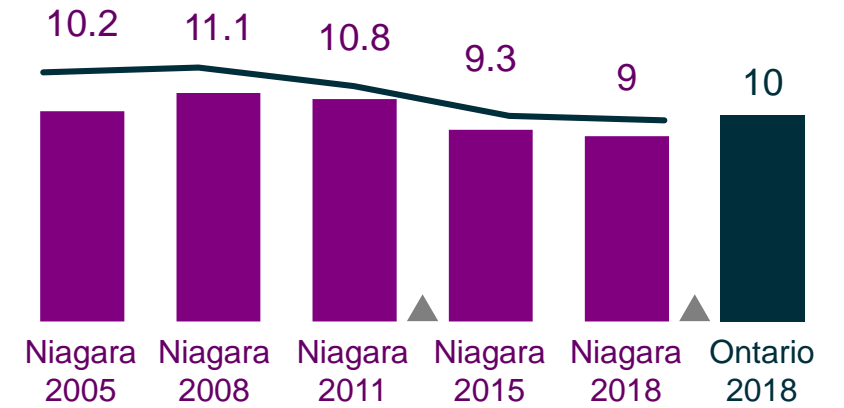
% vulnerable



— Ontario

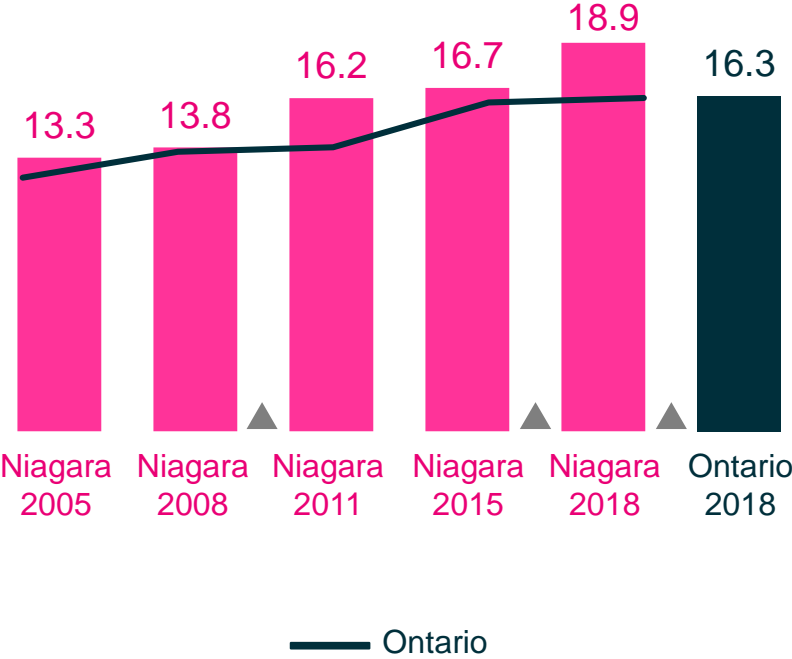
Communication and General Knowledge

% vulnerable



Physical Health and Wellbeing

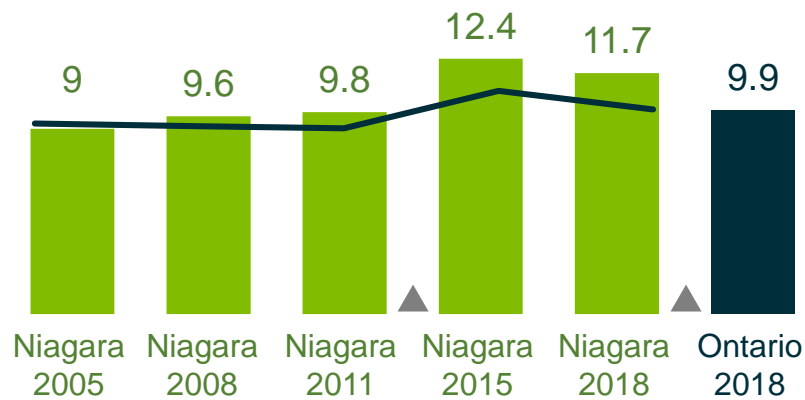
% vulnerable



Subdomains	Change between 2015 and 2018	Difference between provincial average
Physical readiness for the school day	↑	↑
Physical independence	None	↑
Gross and fine motor skills	None	None

Social Competence

% vulnerable

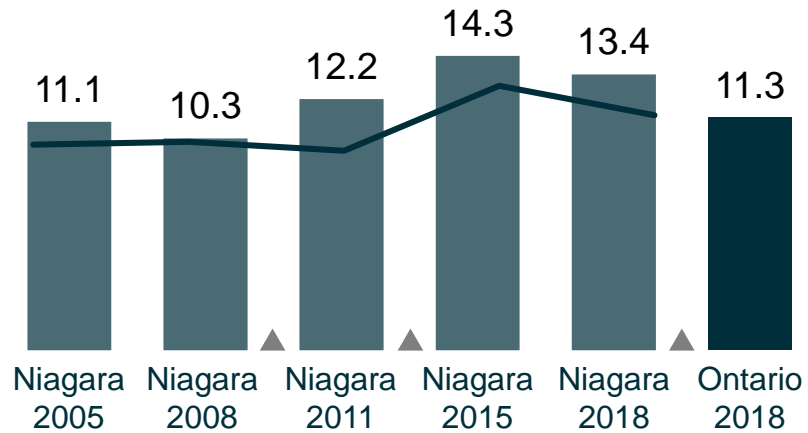


— Ontario

Subdomains	Change between 2015 and 2018	Difference between provincial average
Overall social competence with peers	None	
Responsibility and respect	None	
Approaches to learning	None	None
Readiness to explore new things	None	None

Emotional Maturity

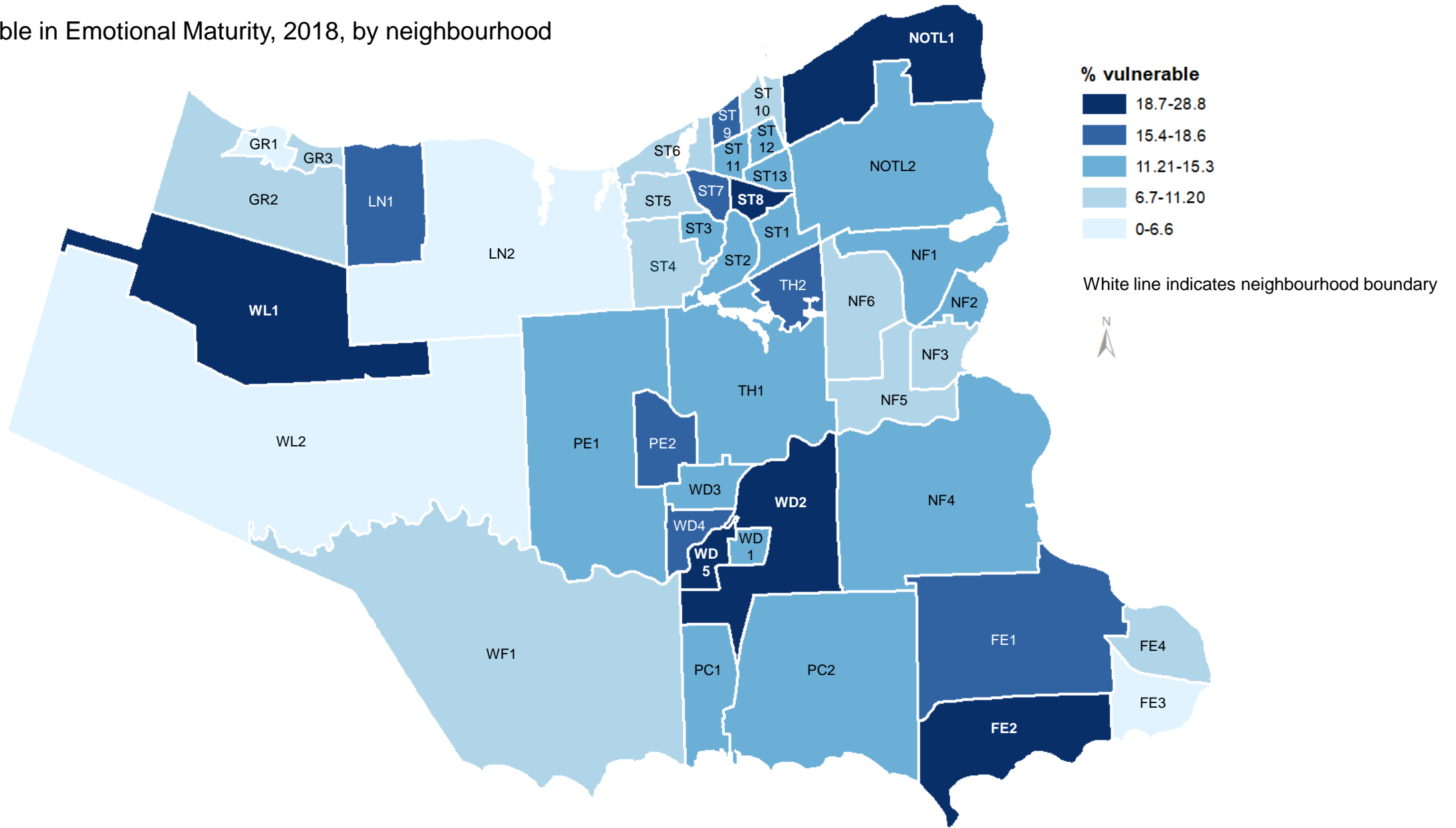
% vulnerable



— Ontario

Subdomains	Change between 2015 and 2018	Difference between provincial average
Prosocial and helping behaviour	↓	None
Anxious and fearful behaviour	None	↑
Aggressive behaviour	None	↑
Hyperactive and inattentive behaviour	↓	↑

% vulnerable in Emotional Maturity, 2018, by neighbourhood



Qualitative Data Collection

- EDI cannot be used to determine causation
- Pilot: Teachers provided additional relevant information in the comment section
- Themes can provide context, to allow our discussions about “why?” to be data-driven

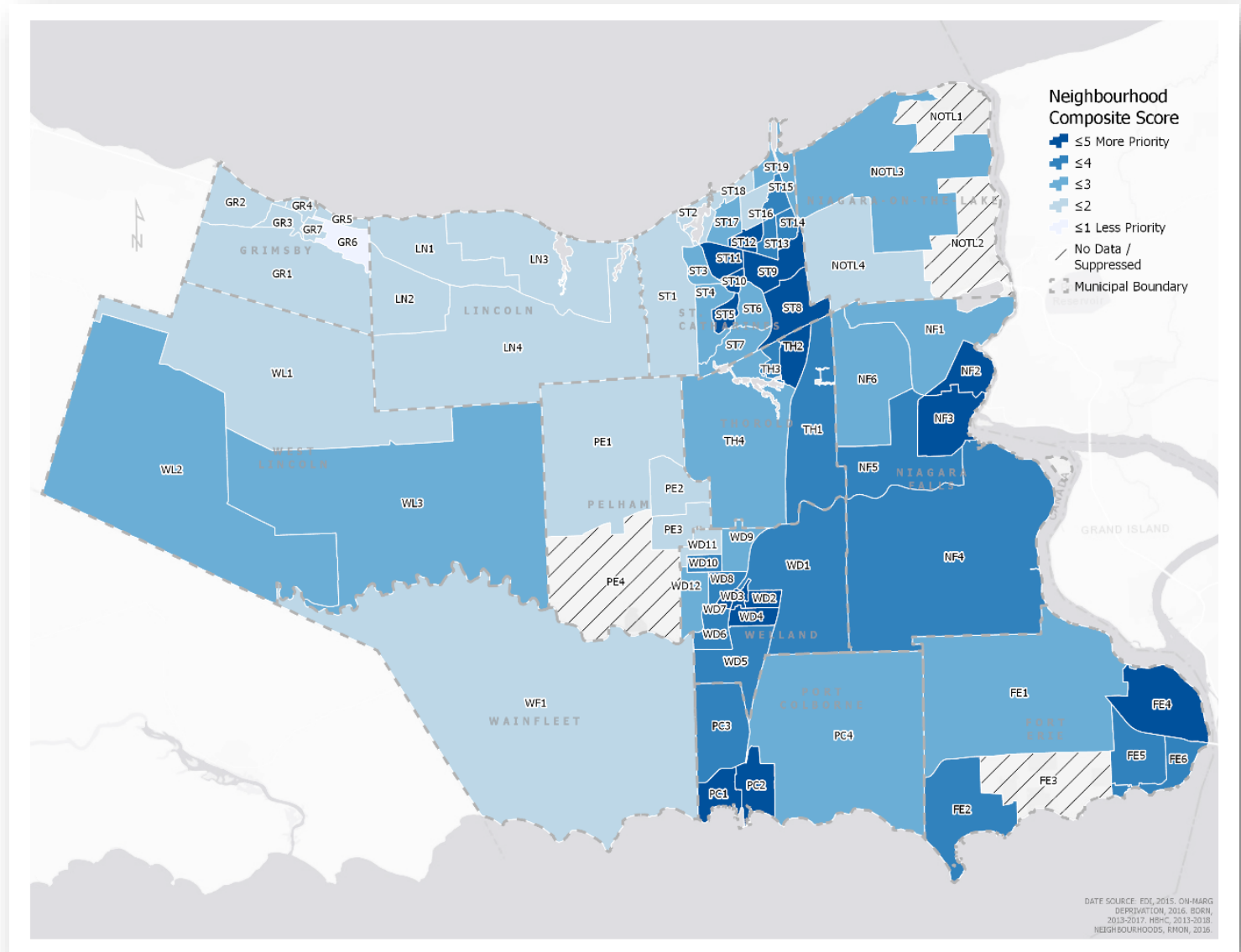
Community Impact: Who Uses the Data and How

Community impact: Who uses the data and how?

Public Health

- Objective of Parenting Strategy (Family Health Division): To identify and understand the needs of priority populations
- A geographical approach was taken, at a neighborhood level
- 4 population-level data sources were used:
 - Percentage of Children scoring as vulnerable on two or more domains (EDI, 2015)
 - Percentage of mothers exclusively breast feeding (BORN, 2013-2017)
 - Percentage of Healthy Babies Healthy Children screens classified as medium to high risk (HBHC, 2013-2018)
 - Derived neighbourhood material deprivation, (ON-MARG, Census 2016)

$(EDI * w1) + (BORN * w2) + (HBHC * w3) + (ONMARG - DEP * w4) =$
Neighbourhood Score



Public Health: Parenting Strategy Priority Areas & Population Identification



Community impact: Who uses the data and how?

- Niagara Children's Planning Council (40+ agencies)
- Publicly funded School Boards
- Niagara Region
 - Innovation and Business Excellence: Council Strategic Dashboard
 - Children's Services
 - Public Health



Many community partners

EDI Data: Next Steps

- Deeper analysis of qualitative data to identify themes
- Analysis by EarlyON Child and Family Centre service delivery zone
- Collection of Middle Years Development Instrument data (grades 4 & 7)

Thank you

Amy.Romagnoli@niagararegion.ca