



# Public Realm Investment Program 2020 Application Guide



Urban Design and Landscape Architecture  
Planning and Development Services

Niagara  Region

# PROGRAM PACKAGE CONTENTS

<b>PART A</b>	<b>PROGRAM OVERVIEW.....3</b> <ul style="list-style-type: none"><li>• Program Overview</li><li>• Purpose</li><li>• Funding</li><li>• Eligibility</li></ul>
<b>PART B</b>	<b>APPLICATION OVERVIEW.....7</b> <ul style="list-style-type: none"><li>• Procedures</li><li>• Submission Requirements</li></ul>
<b>PART C</b>	<b>EVALUATION PROCESS.....9</b> <ul style="list-style-type: none"><li>• Documentation</li><li>• Criteria</li><li>• Funding Limits</li></ul>
<b>PART D</b>	<b>PROJECT IMPLEMENTATION.....13</b> <ul style="list-style-type: none"><li>• Regional Coordination/Approvals</li><li>• Design Collaboration</li><li>• Project Construction</li><li>• Project Completion</li></ul>
<b>PART E</b>	<b>GLOSSARY OF STREETSCAPE ELEMENTS.....14</b>
<b>Appendix 1</b>	<b>Application Form</b>
<b>Appendix 2</b>	<b>Project Completion Report</b>

# PUBLIC REALM INVESTMENT PROGRAM

## PROGRAM OVERVIEW

Established in 2016, the Public Realm Investment Program (PRIP) is a value-added program that allows the Region to partner with local municipalities on capital projects that provide public realm enhancements on over 250 kms of Regional Roads in urban and core areas.

Public realm enhancements attract investment and help to create vibrant and enlivened public realms that sustain businesses, improve all modes of transportation, and celebrate community. People seek out and enjoy well-designed places that are inclusive and accessible, where they enjoy personal comfort, safety, happiness and well-being. These attractive and vibrant places offer a higher quality of life to residents and visitors.

To encourage investment in great public places for people, the Region is offering this incentive program to all of our local municipalities. Investing in with local municipal partners to complete our streets with enhanced boulevards, sidewalks, and spaces in the public realm across Niagara helps our region attract new residents, promote tourism, grow the economy, beautify our communities, and is key to building strong and resilient communities in Niagara.



## PART A PROGRAM OVERVIEW

---

“The street is the river of life of the city, the place where we come together, the pathway to the center.”

- WILLIAM H. WHYTE

---

222 Hennepin St, Minneapolis  
Downtown Improvement District  
Award Winner – Best Street Tree  
Canopy, 2013

(Image courtesy [www.mplsddid.com](http://www.mplsddid.com))

# PUBLIC REALM INVESTMENT PROGRAM

## PROGRAM PURPOSE

The purpose of the program is to encourage investment in the urban and core area public realms along Regional roads by providing matching funding to local municipal partners for upgrades to existing capital projects.


This contributes to attractive public realms that enrich and enliven Niagara's communities by:

- Creating a sense of place by integrating architectural features, public art, street furniture, enhanced paving, and generous planting design through the inclusion of enhanced elements in their projects, beyond the standard products and treatments;
- Leveraging regional and municipal capital funding to achieve design excellence and provide a funding option that promotes community pride and contributes to community identity projects;
- Responding to the unique challenges within our local municipalities with innovative and unique design solutions that will address the diverse needs and character of the Region's built environments;
- Supporting treatments and measures along Regional roads that include design for optimal tree health, sustainable storm water management strategies, and resilient and beautiful landscapes; and,
- Prioritizing universal accessibility with a focus on pedestrian comfort and safety by clearly defining sidewalks, crosswalks, bicycle lanes and roadways to effectively support walking, cycling, and alternative means of transportation.

“Cities have the capability for providing something for everybody, only because, and only when, they are created by everybody.”

- JANE JACOBS

Mural by Barcelona-based artist Jupiterfab located across from the St Catharines Performing Arts Centre, on Garden Park.



# PUBLIC REALM INVESTMENT PROGRAM

## PROGRAM FUNDING

The Public Realm Investment Program provides *matching* funding to *eligible* local municipal projects that are initiated and constructed by either the local municipality or Niagara Region in consultation or collaboration with the local municipality. Minimum funding requests of at least **\$25,000** will be considered. The maximum Regional funding contribution is limited to an amount of **\$100,000**.

Partnerships with local associations and community groups are encouraged, however the Region will only match the contribution made by the municipality.

Through the PRIP, municipalities may apply for funding that may be applied to a wide variety of streetscape enhancements and upgrades to project standards or typical installations, including (but not limited to):

- **HARDSCAPING:** Sidewalks, decorative boulevard treatments, street furniture (benches, bike racks, litter receptacles), decorative lighting, etc.
- **LANDSCAPING:** Native trees, planting beds, pollinator gardens, rain gardens or bioswales, roundabouts, etc.
- **COMMUNITY IDENTITY:** Gateway features, public art (sculpture, publicly accessible murals, etc), seasonal decoration, as well as basket arms and wayfinding.



---

“Great cities know streets are places to linger & enjoy, not just move through.”

- BRENT TODERIAN

---

Forest Hill Village North Gateway,  
Toronto, ON

(Image courtesy PLANT Architect)

# PUBLIC REALM INVESTMENT PROGRAM

## ELIGIBILITY

This program is available to all of Niagara's local municipalities and the Niagara Peninsula Conservation Authority (NPCA).

- Projects must be within or directly adjacent to a Regional Road right-of-way.
- Projects must be completed by the end of the year following the award. For example, projects receiving funding in 2020 must be completed prior to the end of 2021.
- Projects relating to the Niagara 2021 Canada Summer Games must be complete prior to the start of the Games.
- Projects must have committed budgets in place.
- Maintenance agreements are required.

Applications for funding will be reviewed by Regional staff using the eligibility criteria listed as (Part C) of this package.

Municipalities are encouraged to submit projects that deliver the greatest value for their communities (i.e. social, economic, and environmental). The Region specifically encourages the submission of projects located: within downtowns, employment areas or community gateways; close to public buildings or public parks; along the Regional bicycle network, transit routes, tourist areas, the wine route, and multi-use paths.

Municipalities must provide at minimum, a matching funding amount equal to the requested Regional contribution. Municipalities are invited to apply by completing the Application Submission Form provided as (Appendix 1) of this package.



Bioswale and raingardens at  
Niagara Region Headquarters  
Thorold, ON

# PUBLIC REALM INVESTMENT PROGRAM

## APPLICATION PROCESS

Applications to the Program will be processed in the following manner:

**Step 1 Submission (Deadline: March 27, 2020)**

Applications are received by the Region and checked for completeness (additional information may be requested)

**Step 2 Submission Evaluation Region Staff (As received - April 10, 2020)**

Complete Applications are evaluated by the Region's Program Selection Team and prioritized.

**Step 3 Meetings with Local Municipalities (Week of April 13, 2020)**

Meetings with municipalities to formalize scope, scheduling, and funding.

**Step 4 Award (April 27, 2020)**

Funding awarded to prioritized projects (date is subject to complexity and quantity of applications)

**Step 5 Implementation (2020/2021)**

Region or local municipality constructs approved works.

**Step 6 Completion (Prior to end of 2021)**

Project Completion Report submitted with invoice.



## PART B APPLICATION OVERVIEW

**SUBMISSION  
DEADLINE:**



# PUBLIC REALM INVESTMENT PROGRAM

## SUBMISSION REQUIREMENTS

Project submissions must demonstrate the public benefits of the investment for the local municipality and to the Region. Submissions must include a completed application form (Appendix 1), and the following supporting information:

1. Digital photographs showing the current condition of the project site;
2. Detailed itemized costs of the work;
3. Technical drawings of the project such as plans, and details;
4. Key project milestones; and,
5. Maintenance commitment (included on application form).

Municipalities wishing to submit more than one project must make separate submissions. Project submissions will be reviewed to ensure compliance with program requirements and alignment with Regional objectives.

### Submit applications to:

Program Coordinator: Vanessa Aykroyd, OALA, CSLA  
Email: [vanessa.aykroyd@niagararegion.ca](mailto:vanessa.aykroyd@niagararegion.ca)  
Mail: Public Realm Investment Program  
c/o Vanessa Aykroyd, Landscape Architect  
Urban Design and Landscape Architecture Section  
Planning and Development Services Department  
Niagara Regional Headquarters, Campbell West  
1815 Sir Isaac Brock Way, PO Box 1042  
Thorold, Ontario L2V 4TZ

## WITHDRAWAL OF APPLICATION

If a municipality must withdraw from an approved PRIP funding commitment, a letter to that effect must be submitted to Region's PRIP Coordinator as soon as possible via email or regular mail.

Depending on the amount of the forfeited funding commitment, and if a withdrawal occurs before October 1st of the same PRIP year, the funding may be reassigned to another municipality through a new call for PRIP applications. At such time, municipalities, will be informed of the available funding and will be encouraged to submit a PRIP application. Applications will be evaluated and available funding assigned through a process that is similar to that of the initial (PART C) process.

# PUBLIC REALM INVESTMENT PROGRAM

## EVALUATING THE APPLICATION

All applications will be reviewed and evaluated by the Region to ensure the proposed works align with the objectives of the program.

The evaluation process is divided into 3 steps:

**Step 1** Review of the application and supporting documentation for completeness

**Step 2** Evaluate the application against the Evaluation Criteria (Pg. 9)

**Step 3** Determine Regional funding contribution

### APPLICATION and SUPPORTING DOCUMENT CHECKLIST

\*ensure this information is included either on the application or is attached

Yes

#### 1.0 Application

Completed PRIP Application (Appendix 1)

Required plans, drawings and images provided for review

Current Condition Photos (.jpg or .tif)

Other required supporting studies/documentation

Functional, operational, safety requirements have been addressed by the local municipality (provide supporting documentation from a P. Eng or other qualified professional where required)

#### 2.0 Aligns and Supports Niagara Region's Policies and Practices

Regional Official Plan

Model Urban Design Guidelines

Transportation Master Plan and Complete Streets Model Policies

Relates to an Environmental Assessment (if yes then specify)

Relates to the 10 Year Regional Capital Forecast (if yes, then which project and year)

#### 3.0 Support of Local Area Councils

Local Council Resolution to submit application (If applicable)

Demonstrated compliance with local planning documents or master plans (if applicable)

*When all have been addressed, proceed to Step 2:*

## PART C EVALUATION PROCESS

### STEP 1: APPLICATION AND SUPPORTING DOCUMENTATION CHECKLIST

The complete application requirements listed below are for information purposes and should be consulted when preparing an application. Niagara Region will use this chart to determine the eligibility and completeness of the application.

# PUBLIC REALM INVESTMENT PROGRAM

## STEP 2: EVALUATION CRITERIA

The Evaluation Criteria below is used by the Region to evaluate the merits of the project and prioritize projects requiring a funding contribution by the Region. Projects must score above 80 points to receive funding priority. Criteria are worth multiple points and should be addressed to ensure the benefit of projects is well-presented.

\* Points of interest include, but are not limited to tourist destinations, employment areas, transit hubs and stops, public buildings, schools, colleges, universities, parks, other publicly accessible spaces and locations that are culturally and/or naturally significant.

### APPLICATION EVALUATION CRITERIA

<b>1.0 Timing</b>	
Construction to commence within current program year (projects may extend into the next program year for completion)	5
<b>2.0 Location</b>	
Within 500m of an urban core area	4
Within 500m of 5 <i>points of interest</i> *	4
Within a Community Improvement Area / Business Improvement Area / Secondary or District Plan Area	4
Along or adjacent to a public transit route	3
Along a bicycle route, multi-use path, or the wine route	3
Within 1km walking distance to a tourism point of interest	3
Within visual proximity to a landmark (gateway, heritage site, public building)	3
<b>3.0 Community Benefit</b>	
Promotes higher use of the Regional Road and connectivity with other networks	5
Incorporates Heritage and Artistic Elements (e.g. Public Art)	5
Promotes Transit and/or Active Transportation	5
Promotes an inclusive streetscape (i.e. all ages and abilities)	3
Attracts people and promotes opportunities for social interaction	3
<b>4.0 Design Goals</b>	
Addresses a prevalent negative condition or issue	5
Recognizes and leverages local character	4
Contributes to planned improvements/developments in the vicinity	4
Durability and attractiveness of the materials/elements	3
<b>5.0 Environmental Resiliency</b>	
Grows the Urban Forest (Tree planting at least at a 3:1 planted:removed ratio)	5
Includes 60% or greater native plant species (no invasive species permitted)	5
Includes Low Impact Development stormwater management infrastructure	5
Includes other innovative materials, products, or practices	4
Includes recycled or sustainable products (e.g. Recycled plastic or FSC Certified wood products)	3
<b>6.0 Community Partnerships</b>	
Partnership with a Local BIA or local community group or organization	5
Partnership with post-secondary institutions for skills training or innovation development	4
Uses finished products manufactured or created in Niagara	3
<b>Greater than 80 Receives Funding Priority</b>	<b>Total 100</b>

# PUBLIC REALM INVESTMENT

# PROGRAM

## REGIONAL CONTRIBUTION FUNDING LIMITS

### 1.0 Hardscape Materials and Treatments

Strategic sidewalk connections or sidewalk widening (to a minimum 2.0m)	\$30,000
Decorative concrete paving, banding, and unit paving	
Decorative crosswalks (also refer to Section 3.0)	
Decorative on-road pavement (non-asphalt)	
Off-road trail connection areas connecting to Regional Road or Bikeway	
Off-road multi-use trails and associated treatments	

### 2.0 Complete Streets Infrastructure

Cycling facilities (funding possible in collaboration with Bicycle Facilities Grants for Regional Bikeways)	\$25,000
Traffic Calming Measures (including curb extensions, bump outs, and medians not associated with pedestrian crossings)*	
Line painting associated with traffic calming and pedestrian crossing facilities	
Decorative lighting (to includeg banner/basket arms and seasonal decoration electrical outlets, where proposed)	\$50,000
Burial of overhead utilities ( <i>The Regional contribution by this program will be determined on a case-by-case basis with cost estimates prepared by the public utilities.</i> )	

### 3.0 Road Crossing Facilities

Sidewalk extensions or bump-outs at intersections	\$15,000
Decorative concrete crosswalks	\$20,000
Decorative painted pedestrians crosswalks	\$8,000
Parklets (Reusable sidewalk extensions where on-street parking is located)	\$10,000

### 4.0 Site Furniture

Benches	\$12,000
Bicycle parking (rings, racks, shelters)	\$10,000
Decorative Bollards	\$5,000
Low seat walls and planters	\$12,000
Pedestrian shade structures	\$10,000
Litter and Recycling Receptacles (funding limit increased for streams that include organics, accompanied by a plan for collection)	\$5,000 - \$10,000
Drinking fountains/Bottle fillers/Pet watering stations	\$5,000
Transit Shelters and Shade Structures	\$10,000

### 5.0 Landscaping

Tree Planting (including irrigation bags)	\$25,000
Innovative planting technologies (e.g. structural soil cells)	\$30,000
Hanging baskets and/or planters (installed cost)	\$15,000
Planting beds	\$10,000
Rain gardens/bioswales (funding increased if features address 5 year storm)	\$20,000 - \$30,000
Plants - Native, drought and salt tolerant species	\$5,000

## STEP 3: REGIONAL FUNDING CONTRIBUTION LIMITS

\*Traffic calming measures on Regional Roads or installations that affect Regional Infrastructure require coordination and approval by the Regional Commissioner of Public Works.

\* LID bioswales and rain gardens must capture and infiltrate the 25ml design storm to qualify for specific funding.

# PUBLIC REALM INVESTMENT PROGRAM

## STEP 3: REGIONAL FUNDING CONTRIBUTION LIMITS ...continued

### 6.0 Community Identity Features

Banners and Banner arms	\$5,000
Basket arms	\$5,000
Gateway features	\$50,000
Seasonal decorations	\$8,000
Decorative street name blades	\$6,000
Information kiosks	\$15,000
Public art	\$25,000
Interpretive panels/signs	\$7,000
School related Active Transportation initiatives	\$4,000
Wayfinding initiatives	\$10,000
Anti-graffiti wraps and coatings	\$5,000

### 7.0 Niagara 2021 Canada Summer Games

Niagara 2021 Placemaking Projects	\$25,000
*Projects that meet other program location and category requirements may also be awarded funding from those categories.	



# **PUBLIC REALM INVESTMENT PROGRAM**

## **REGIONAL COORDINATION/APPROVALS**

After the project has received an initial funding approval, Municipal and Regional staff will work together to determine construction and installation details as they pertain to Regional infrastructure.

To ensure clarity and continuity for the project and involved staff, the point of contact at the Region for the project will be the PRIP Program Coordinator. The PRIP Program Coordinator will provide collective comments, and approvals from the required Regional staff, and ensure consistency throughout the project.

## **DESIGN COLLABORATION**

Regional staff are pleased to provide assistance and guidance at various stages of the project. The local municipality may not have staff resources that could influence the success of the project. The services of the Regional Landscape Architect and Urban Designer are available as needed.

## **PROJECT CONSTRUCTION**

Once construction and installation details affecting Regional infrastructure are confirmed, a final sign-off from key stakeholders will be communicated through the PRIP Program Coordinator. As construction begins, brief project updates should be shared with the PRIP Program Coordinator at project milestones, or as deemed necessary.

## **PROJECT COMPLETION**

Once the construction and/or installation of the works defined in the submission has been completed, payment can be requested. Municipalities must inform the PRIP Program Coordinator and provide the following:

- Project Completion Report (See Appendix 2)
- Digital photographs of the built condition; and
- Other supporting documents as required

The Project Completion Report requires the municipality to summarize the project, provide important details, and review project successes. The PRIP Program Coordinator will review the Project Completion documents, and advise that an invoice from the municipality can be issued to the Region. A PO# will be provided and the invoice will be paid Net 30.

## **PART D PROJECT IMPLEMENTATION**

# PUBLIC REALM INVESTMENT PROGRAM

## PART E GLOSSARY OF STREETSCAPE ELEMENTS

### HARDSCAPES

## GLOSSARY OF STREETSCAPE ELEMENTS

### Standard Surface Treatments

Surfacing can include brushed concrete sidewalks, or asphalt pathway paving.



### Upgraded Surface Treatments

Upgraded surfacing can include materials such as stone, concrete unit pavers, coloured concrete, impressed concrete, and exposed aggregate concrete, etc.



# PUBLIC REALM INVESTMENT PROGRAM

## Decorative Surface Treatments

Decorative surfacing can include concrete etching, grinding, sandblasting, acid staining, metallic tinting, decorative stamping, decorative unit paving. .



## HARDSCAPES

# PUBLIC REALM INVESTMENT PROGRAM

## Cycling Facilities

Cycling facilities and surface treatments may be funded in collaboration with the Bicycle Facilities Grants for Regional Bikeways.



## COMPLETE STREETS



## Traffic Calming Measures

Curb extensions, bump outs, and medians provide visual cues to slow traffic.



# PUBLIC REALM INVESTMENT PROGRAM

## Sidewalk Extensions and Bump Outs

Used to reduce the pedestrian crossing distances of roads, bump-outs can provide additional room for street enhancements, such as, seating or public art.



## Decorative Crosswalks

Limited to high tonal contrast and pavers, decorative crosswalks can be used to visually indicate a crossing to motorists and pedestrians alike.



## COMPLETE STREETS

# PUBLIC REALM INVESTMENT PROGRAM

## Pedestrian Crossing Islands

Pedestrian crossing islands provide refuge from traffic in wide crossing situations.



## COMPLETE STREETS

## Parklets/Pop-Up Patios

These are temporary commercial patios or landscape/park installations located in on-street parking spaces, and range from practical to whimsical.



# PUBLIC REALM INVESTMENT PROGRAM

## Trees and Installation Infrastructure

Grow the urban forest in a sustainable way by providing opportunities for proper soil volumes, drainage, and irrigation as necessary, using traditional or innovative measures, such as structural soil cells.



## LANDSCAPES

# PUBLIC REALM INVESTMENT PROGRAM

## LANDSCAPES

### Hanging Baskets and Planters

Add seasonal colour to the streetscape using hanging baskets and planters.



### Planting Beds

Both flush and raised planting beds can add colour and curb appeal to the street.



# PUBLIC REALM INVESTMENT PROGRAM

## Bioswales and Rain Gardens

Bioswales and rain gardens serve dual purposes - they enhance the aesthetic of the streetscape, while treating quantity and quality of stormwater. This increases the resiliency of the streetscape and relieves pressure on grey infrastructure.



## LANDSCAPES

# PUBLIC REALM INVESTMENT PROGRAM

## Seating Options

The style and design of seating should positively contribute to the aesthetic value of the streetscape, and respond appropriately to the installation location and expected user of the seating.



## Seating and Retaining Walls

Retaining walls provide valuable functions, but can also serve dual purpose along pedestrian walkways.



## SITE FURNITURE

# PUBLIC REALM INVESTMENT PROGRAM

## Litter and Recycling Receptacles

Refuse containers for handling single and multiple streams can include automated systems such as Big Belly Solar Compactors or similar. Three stream (waste, plastic, organics) receptacles are encouraged where possible.



## Bicycle Parking

Encouraging active transportation via bicycle requires space to park. Bike racks can be open or covered, and range from purely functional to public art.



## SITE FURNITURE

# PUBLIC REALM INVESTMENT PROGRAM

## SITE FURNITURE

### Bollards

Bollards provide protection for pedestrians and can be purely functional, or serve a dual purpose as public art.



### Bus Shelters and Shade Structures

Protecting pedestrians and transit riders from the sun and elements.



# PUBLIC REALM INVESTMENT PROGRAM

## Decorative Fencing

When fencing is required, an upgrade to the standard can create a statement.



## Drinking Fountains/Bottle Fillers

Classic or whimsical, making clean water readily to pedestrians and their pets available helps to reduce plastic waste from landfills and oceans.



## SITE FURNITURE

# PUBLIC REALM INVESTMENT PROGRAM

## COMMUNITY IDENTITY


### Banners and Banner Arms

Banners (and banner arms) with a demonstrated community benefit are a safe and easy way to create a 'Main Street' identity, and can be tailored year after year.




### Gateway or Prominent Place Features

These features can help to create community identity, and establish a sense of arrival at a community or landmark.



### Seasonal or Festive Decorations

This includes pole mounted wreaths, lights, bows, etc., as well as string lights, accent lighting, or audio and visual projection.



# PUBLIC REALM INVESTMENT PROGRAM

## Decorative Street Name Blade and Plates

Create community or neighbourhood identity with decorative blades and plates.



## COMMUNITY IDENTITY

## Information Kiosks, Wayfinding, and Interpretive Signs

Connect your community with kiosks that allow citizens to stay up to date with activities and events, or share history or information with interpretive signs



# PUBLIC REALM INVESTMENT PROGRAM

## COMMUNITY IDENTITY

### School Active Transportation Initiatives

This includes walking audits, walking promotion, wayfinding, and the addressing of immediate barriers to walking or cycling to and from school.



### Anti-Graffiti Wraps and Coatings

Encourage less 'tagging' on municipal infrastructure. Wraps may be used on infrastructure, and coatings can be used to protect surfaces or permitted artwork..



### Tactical Urbanism Initiatives

Enabling change through endorsed temporary installations of elements not mentioned in other categories.



# PUBLIC REALM INVESTMENT PROGRAM

## Public Art

Create community or neighbourhood identity with decorative blades and plates.



## Niagara 2021 Canada Summer Games

Creating memorable places across Niagara for athletes and spectators takes collaboration. Eligible projects can be temporary, and based around the time frame of the games specifically, or can be permanent projects that will ensure the legacy of the games endures. Eligible projects should be located so as to directly impact the Niagara 2021 Canada Summer Games experience in close proximity to participating venues (including the torch route).



COMMUNITY  
IDENTITY

NIAGARA 2021  
CANADA  
SUMMER GAMES



# 2020 PUBLIC REALM INVESTMENT PROGRAM APPLICATION

Municipality:		Project Location or Address:	
Project Name:			Submission Date:
Estimated Total Project Value:	Requested Regional Contribution Amount:	Estimated Construction Start Date:	Estimated Construction Completion Date:

## Project Description

*Describe the project, and how it contributes to the enhancement of the public realm.  
See Part C - Evaluation Criteria (Step2) to aid in demonstrating the value of this project.*

## Application Check List

*Attach additional documentation to the application form separately*

Itemized Cost Breakdown	Project Dates and/or Milestones	Detailed/Tender Ready Drawings	Current Condition Photos (.jpg or .tif)
We acknowledge that if this application is approved, the municipality will be responsible for ongoing maintenance of the works under the application.			
We acknowledge that if this application is approved, the Regional Funding Contribution commitment expires at the end of the year following the approval*			
We commit to provide a <u>Project Completion Report</u> which is to include a final project cost, project date of completion, copies of invoices paid with funding of this program, digital photographs of completed work.			

## Municipal Project Lead

## Municipal Head of Public Works

Name:	Name:
Signature:	Signature:

*\*If the project cannot be completed prior to the end of the prescribed time frame, please contact the PRIP Program Coordinator*



## 2020 PRIP PROJECT COMPLETION REPORT

Municipality:	Project Location or Address:	
Project Name:		Date Submitted:
Original Project Cost:	Actual Project Cost:	
Regional Funding Contribution:	Municipal Funding Contribution:	
Identify other Funding Sources and Amounts:		
Project Construction Start Date:	Substantial Completion Date:	

### Project Performance:

*Describe the final project and items included (refer to Part C - Regional Contribution Funding (Step 3) to aid in completing this section).*

Hardscape Materials and Treatments; Facilities that Promote Complete Streets; Road Crossing Facilities; Street Furniture; Landscaping; Community Identity, etc.

### Supporting Documentation:

*Attach additional documentation to the Project Completion form separately*

Itemized Cost Breakdown	Project Dates and/or Milestones	Tender/As Built Drawings	Post-Construction Photos (.jpg or .tif)
-------------------------	---------------------------------	--------------------------	---

### Qualitative Feedback from Project Stakeholders (property owners, businesses, visitors, tourists, patrons):

<b>Municipal Project Lead:</b>	<b>Municipal Head of Public Works:</b>
Name:	Name:
Signature:	Signature: